



20 mm

PLEATED

absolute

coulisse

since 1992

All rights reserved. No part of this publication may be reproduced, stored in a retrieval system, or transmitted, in any form, by any means, electronic, mechanical, photocopying, recording, digital or otherwise without the written permission of the publisher. Although this publication has been composed with the utmost care, Coulisse B.V. does not accept any responsibility for damage due to mistakes and/or faults in this publication. Coulisse B.V. reserves the right to revise this publication and to revise and/or change its content at any time, without obligation to notify any person or entity of such revisions or changes. The most recent version replaces older versions of this publication. The most recent version is available at the Coulisse customer portal or your Coulisse contact. Please send your remarks and/or comments about this publication to info@coulisse.com.

© Copyright Coulisse

SYSTEM BROCHURE



Enter the inspiring world of Coulisse window coverings. An exciting world of design inspired by fashion, art, architecture, nature, technology and beauty. A stimulating world that challenges our imagination about what else window coverings can be, offering safety, prevention, well-being, comfort and convenience in a way that embodies efficiency and simplicity. And a purposeful world that aims at being good for people, the planet and the environment.

Discover our world and be inspired.

COLLECTIONS

We offer a wide range of collections, varying from screen, wood and aluminum to leather. All collections are inspired by fashion, art, architecture, nature, technology and beauty.



MOTION

Our revolutionary automation concept, with ground-breaking motorization solutions for homes and buildings, is easy to install and simple to operate: it makes motorization accessible for everyone.



SYSTEMS

Our modular technology is designed for great optics, ultimate convenience and maximum safety. Thanks to the modular design, endless configurations can be created with a minimum number of parts.



Coulisse expresses its imaginative strength in inspiring collections and advanced system technology. As a one-stop-shop in window coverings, we provide seamless solutions that meet the ever-changing demands in the market. Our product range consists of a wide and complete variety of collections, systems and automation offering different functionality, looks and styles.

Discover our total concept.

INDEX

Absolute by Coulisse	11
Absolute Pleated	13
Colors	15
MOTION	17
Configurations	19
Parts list	23
Accessories and child safety	45
Tools	48
About Coulisse	51

Please visit my.coulisse.com for additional
specifications, manuals, videos and calculation sheets
or contact info@coulisse.com.



ABSOLUTE

by Coulisse

Imagine an indoor world full of light and peace.
A place of safety, well-being and comfort. That is
good for you and the world around you. Offering
privacy and a pleasant climate. That pleases the
senses at every time of the day. A personal space
full of energy and life. Built on clean, smooth design.
On simplicity, easiness and friendliness. On a modular
world of window coverings.

Discover Absolute by Coulisse.



ABSOLUTE PLEATED

for 20 mm pleated blinds

- Child safe break-away mechanism
- Easy assembly, installation and use
- Various configuration options
 - bottom-up
 - top-down / bottom-up
 - day/night
- Patented cord spool



COLORS

ABSOLUTE



White



Grey painted



MOTION

automation for blinds

MOTION is a ground-breaking window coverings automation solution that makes motorized shades available to everyone. With accessible motors for the home to advanced solutions for commercial buildings, MOTION offers the perfect motorization for any requirement.



Video
MOTION, automation for
blinds by Coulisse



CONFIGURATIONS

from basic to full-option

TENSIONED TOP-DOWN / BOTTOM-UP

- Unique tensioning shoe for easy installation



CORD-LOCK **NEW** BOTTOM-UP

- Slim shape headrail
- Proven technology (swivel lock)
- Can be build with standard tooling



CORD-LOCK **NEW** TOP-DOWN / BOTTOM-UP

- Optimal privacy and daylight control



CONFIGURATIONS

from basic to full-option

CHAIN BOTTOM-UP

- Optional: gearing for lighter operation



CHAIN BOTTOM-UP

- Optimal privacy and daylight control



CHAIN BOTTOM-UP

- Child safe by design
- DC mid motor 24 mm
- Control by remote or MOTION app



CONFIGURATIONS

from basic to full-option

DAY & NIGHT CHAIN

NEW

- One system with two fabrics: transparent (day) and blackout (night)
- Optional: child safe chain break-away mechanism



DAY & NIGHT MOTORIZED

NEW

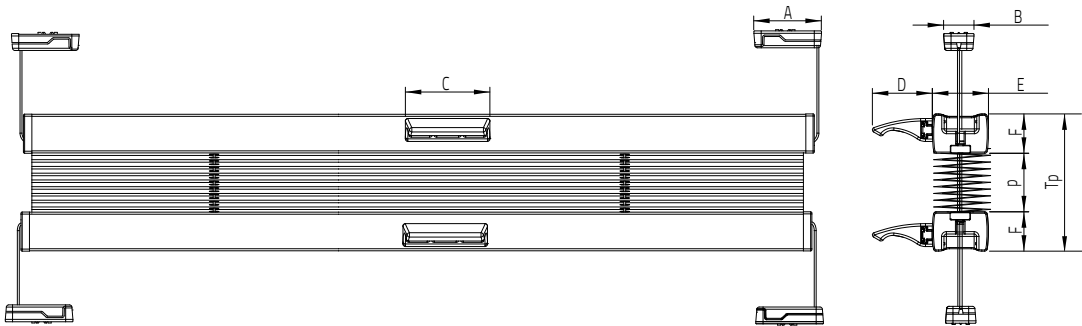
- Child safe by design
- DC mid motor 24 mm
- Control by remote or MOTION app



TENSIONED

Max. width ¹		Max. height		Max. weight	
mtr	in	m	in	kg	lb
1,2	47,2	2,2	86.6	3,0	6.6
1,5	59.1	1,5	59.1	3,0	6.6

¹min. width 0,3 m, 1,0 ft.



Dimension A		Dimension B		Dimension C		Dimension D		Dimension E		Dimension F	
mm	in	mm	in	mm	in	mm	in	mm	in	mm	in
28	1.1	12,5	0.5	35	1.4	25	1.0	23	0.9	16	0.6

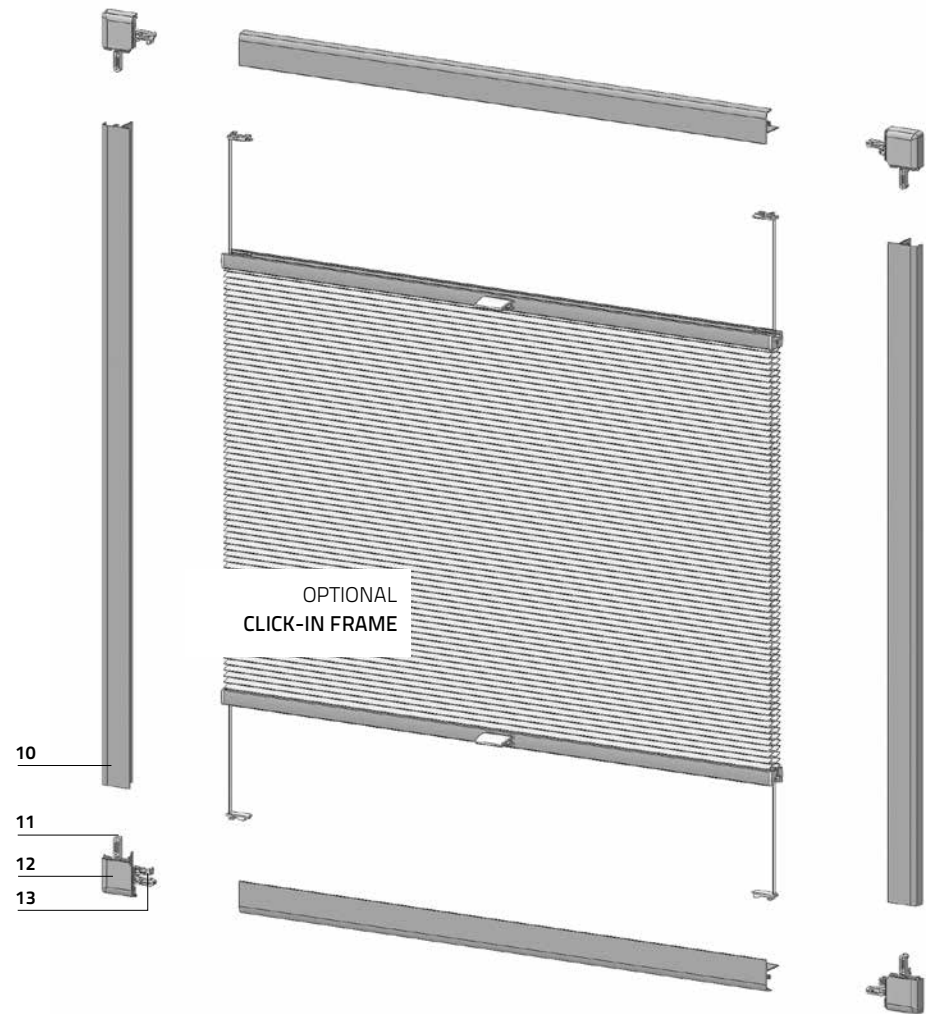
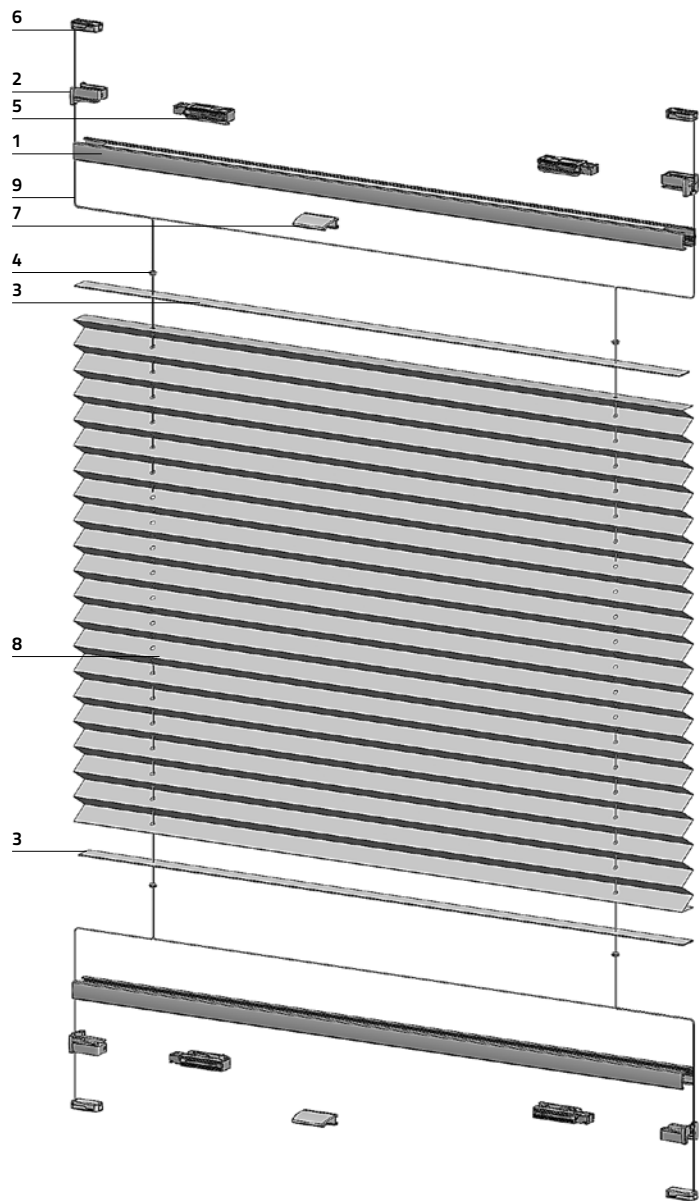
ALL CONFIGURATIONS

System height		Fabric package height p ¹	
m	ft	mm	in
0,5	1.6	10	0.4
1,0	3.3	20	0.8
1,5	4.9	30	1.2
2,0	6.6	40	1.6
2,5	8.2	50	2.0
2,7	8.9	55	2.2









System package height Tp (cm)		
	mm	in
Tensioned	p + 35	p + 1.4

¹indication; exact height depends on type of fabric



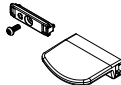







PARTS LIST PLEATED TENSIONED



PARTS LIST PLEATED TENSIONED

TENSIONED	Pos	Code	Description	Inner Carton	Outer Carton	
	1	PLC20-01-W PLC20-01-A	Rail 580cm white Rail 580cm anodized	139,2 mtr/carton 139,2 mtr/carton	139,2 mtr/carton 139,2 mtr/carton	
	2	PLC20-22-W PLC20-22-G	End cap tensioned white End cap tensioned grey	500 pcs/bag 500 pcs/bag	5000 pcs/carton 5000 pcs/carton	
	3	PLC20-04	Hold-down strip 18x1.0 mm	500 mtr/carton	500 mtr/carton	
	4	PLC20-24-W PLC20-24-G	Cord ring tensioned white Cord ring tensioned grey	5000 pcs/bag 5000 pcs/bag	100000 pcs/carton 100000 pcs/carton	
	5	PLC20-17	Tension spring	250 pcs/bag	2500 pcs/carton	
WALL BRACKET	6	PLC20-16-W PLC20-16-G	Cord tensioner with clamp white Cord tensioner with clamp grey	100 pcs/bag 1000 pcs/bag	1000 pcs/carton 15000 pcs/carton	
	/	PLC20-25-W PLC20-25-G	Wall bracket white Wall bracket grey	20 pcs/bag 20 pcs/bag	1000 pcs/carton 1000 pcs/carton	
	/	M-1000 M-1002 M-1003	Professional two-component glue kit Glue refill component glue kit Glue nozzle component glue kit	5 pcs/carton pcs/bag pcs/bag	5 pcs/carton 20 pcs/carton 20 pcs/carton	

PARTS LIST PLEATED TENSIONED

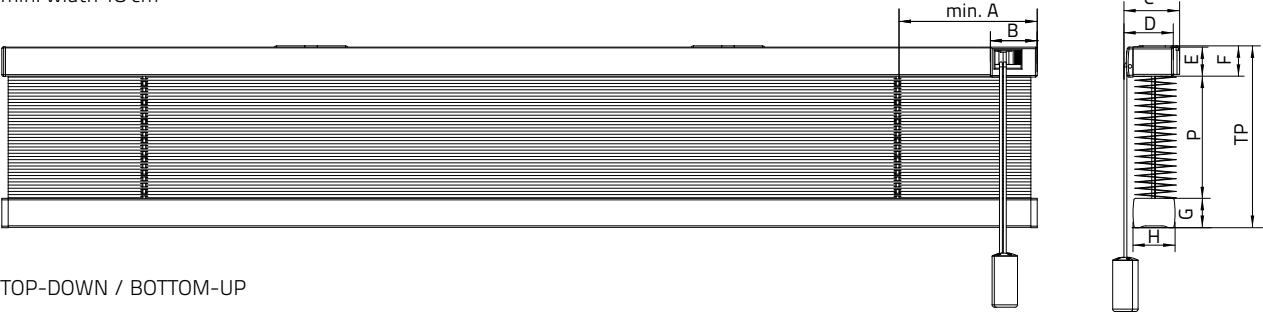
	Pos	Code	Description	Inner Carton	Outer Carton	
CLAMP BRACKET	/	PLC20-26-W PLC20-26-G	Tilt and turn clamp bracket white Tilt and turn clamp bracket grey	20 pcs/bag 20 pcs/bag	480 pcs/carton 480 pcs/carton	
	7	PLC20-18-W PLC20-18-G	Grip white Grip grey	150 pcs/bag 150 pcs/bag	1500 pcs/carton 1500 pcs/carton	
GRIPS	/	PLC20-30-W PLC20-30-GR	Grip handle white Grip handle grey	100 pcs/bag 100 pcs/bag	1000 pcs/carton 1000 pcs/carton	
	/	CF11-W	Grip for click-in frame white	100 pcs/bag	2000 pcs/carton	
CLICK-IN FRAME	10	CF01-W	Rail click-in frame 580 cm white	116 mtr/carton	116 mtr/carton	
	/	CF10-W	Bracket white	100 pcs/bag	1000 pcs/carton	
	/	CF12	Tape for click in frame Arcylic Foamtape 10x1,2 mm	33 mtr/roll	330 mtr/carton	
	11	CF02-W	Corner joint white	100 pcs/bag	1000 pcs/carton	
	12	CF03-W	Corner cover white	100 pcs/bag	1000 pcs/carton	
	13	CF04-W	Tension shoe white	100 pcs/bag	1000 pcs/carton	

SYSTEM SPECIFICATIONS PLEATED CORD LOCK

CORD OPERATION

Operation	Max. width		Max. height		Max. lift weight	
	cm	in	cm	in	kg	lb
Cord lock	300	118.1	400	157.4	2,0	4.4

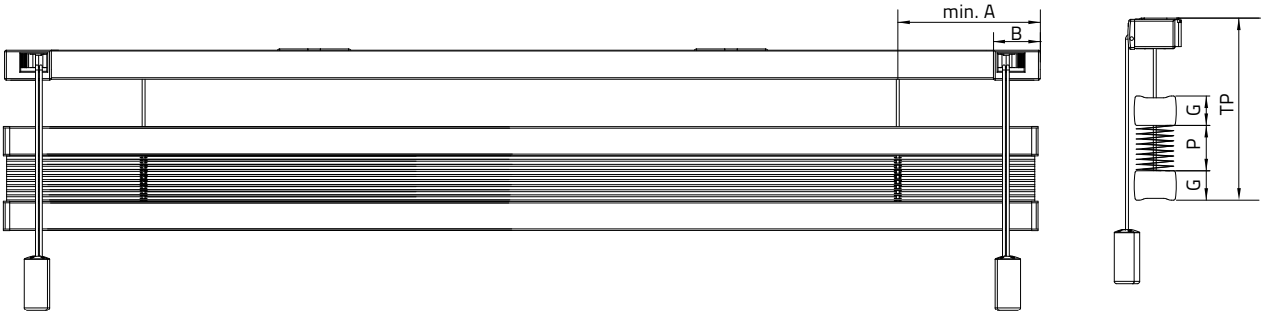
min. width 18 cm



TOP-DOWN / BOTTOM-UP

Operation	Max. width		Max. height		Max. lift weight	
	cm	in	cm	in	kg	lb
Cord lock	300	118.1	400	157.4	2,0	4.4

min. width 18 cm

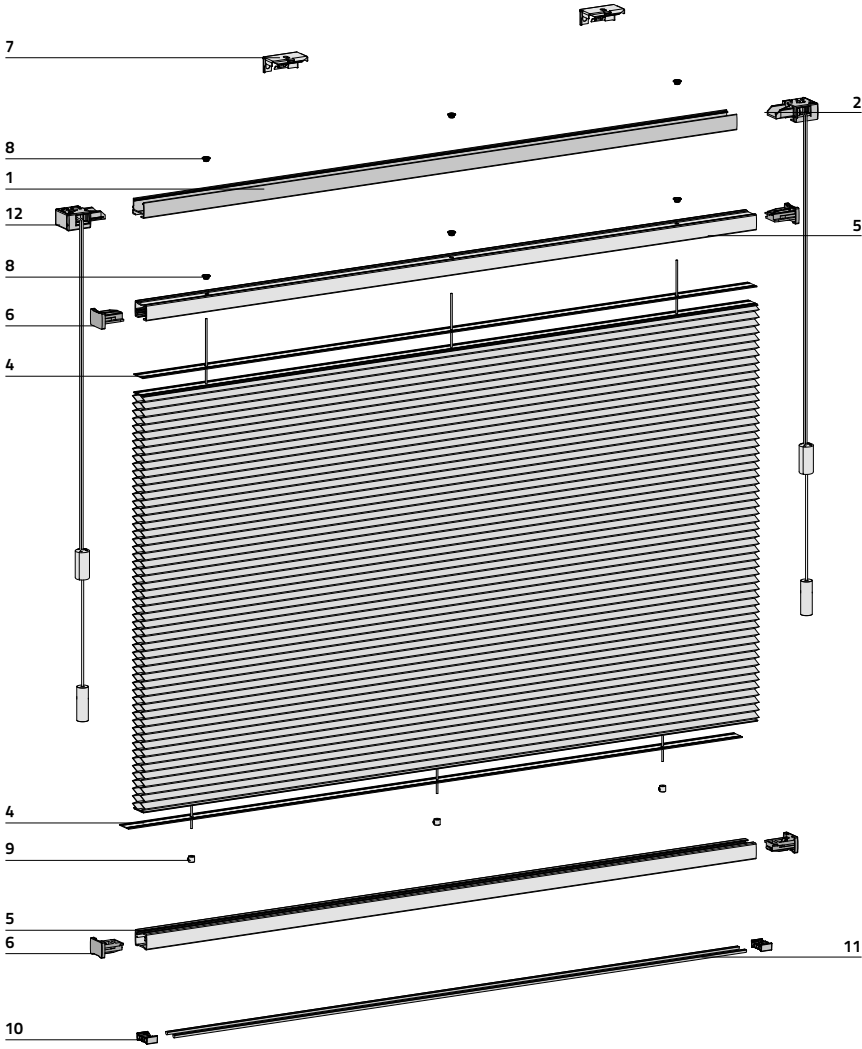
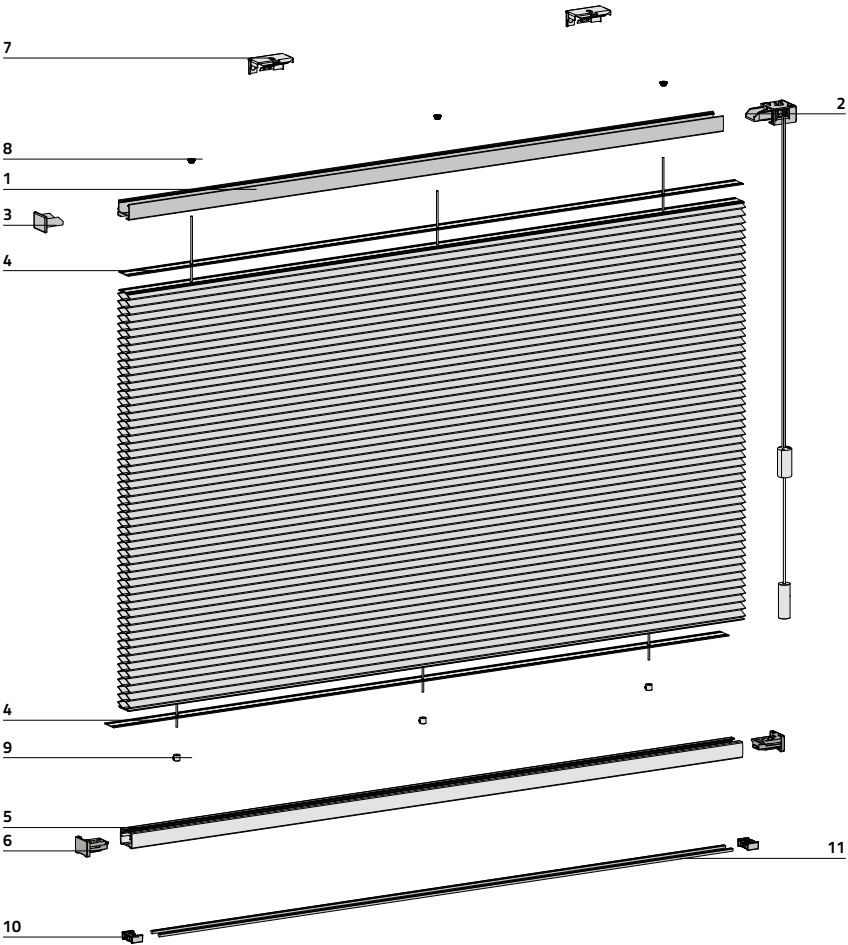


Dimension A		Dimension B		Dimension C		Dimension D		Dimension E		Dimension F	
mm	in	mm	in	mm	in	mm	in	mm	in	mm	in
min.75	min.3.0	27,5	1.08	30	1.1	26,5	1	16	0.6	16,7	0.6

Dimension G		Dimension H	
mm	in	mm	in
16	0.6	23	0.9









System package height Tp (cm)		
	mm	in
Cord lock bottom-up	p + 34	p + 1.3
Cord lock top-down / bottom-up	p + 49	p + 2.0

PARTS LIST PLEATED CORD LOCK







PARTS LIST PLEATED CORD LOCK

HEADRAIL

Pos	Code	Description	Inner Carton	Outer Carton	
1	PLC20-43-A PLC20-43-W	Cord lock head rail anodized Cord lock head rail white	139,2 mtr/carton 139,2 mtr/carton	139,2 mtr/carton 139,2 mtr/carton	
2	PLC20-41-W PLC20-41-G	Cord lock pleat right white Cord lock pleat right grey	250 pcs/bag 250 pcs/bag	500 pcs/carton 500 pcs/carton	
12	PLC20-42-W PLC20-42-G	Cord lock pleat left white Cord lock pleat left grey	250 pcs/bag 250 pcs/bag	500 pcs/carton 500 pcs/carton	
3	PLC20-45-W PLC20-45-G	Cord lock end cap left white Cord lock end cap left grey	500 pcs/bag 500 pcs/bag	1000 pcs/carton 1000 pcs/carton	
/	PLC20-46-W PLC20-46-G	Cord lock end cap right white Cord lock end cap right grey	500 pcs/bag 500 pcs/bag	1000 pcs/carton 1000 pcs/carton	
4	PLC20-04	Hold-down strip 18x1.0 mm	500 mtr/carton	500 mtr/carton	
5	PLC20-01-W PLC20-01-A	Rail 580cm white Rail 580cm anodized	139,2 mtr/carton 139,2 mtr/carton	139,2 mtr/carton 139,2 mtr/carton	
6	PLC20-14-W PLC20-14-G	End cap free-hanging pleat white End cap free-hanging pleat grey	500 pcs/bag 500 pcs/bag	5000 pcs/carton 5000 pcs/carton	

BOTTOMRAIL

PARTS LIST PLEATED CORD LOCK

GENERAL PARTS	Pos	Code	Description	Inner Carton	Outer Carton	
	7	PLC20-44-W PLC20-44-G	bracket for cord lock rail white bracket for cord lock rail grey	100 pcs/bag 100 pcs/bag	1000 pcs/carton 1000 pcs/carton	
	8	PLC20-24-W PLC20-24-G	Cord ring tensioned white Cord ring tensioned grey	5000 pcs/bag 5000 pcs/bag	100000 pcs/carton 100000 pcs/carton	
	9	PLC20-19	Cord clamp ring	1000 pcs/bag	3000 pcs/carton	
	10	PLC20-23	Bottom weight adaptor	500 pcs/carton	10000 pcs/carton	
	11	H03-D	Rod D-type metal 300 cm	300 mtr/carton	300 mtr/carton	

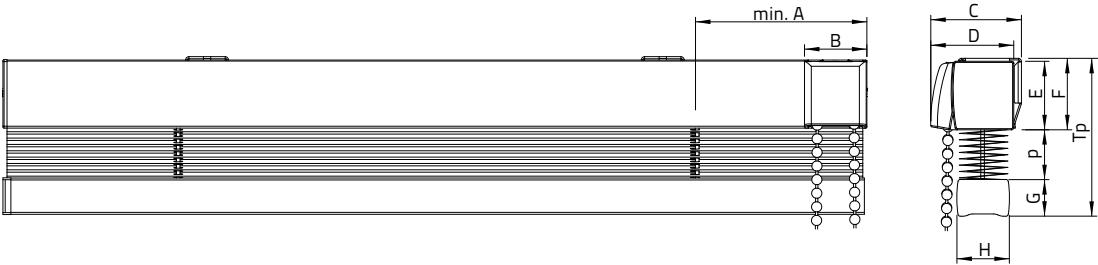
SYSTEM SPECIFICATIONS PLEATED CHAIN

CHAIN OPERATION

Operation	Max. width		Max. height		Max. lift weight	
	cm	in	cm	in	kg	lb
Control unit 1:1.5 ¹	200	78.7	270	106.3	2,0	4.4
Control unit 1:4 ²	300	118.1	270	106.3	3,0	6.6

¹min. width 25 cm

²min. width 32 cm

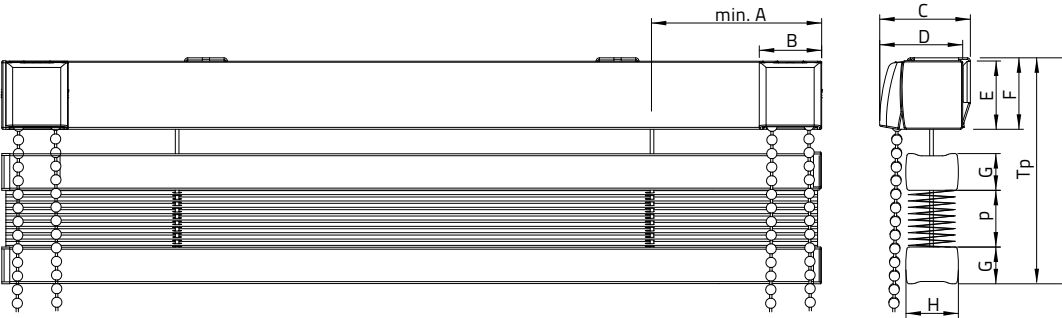


TOP-DOWN / BOTTOM-UP

Operation	Max. width		Max. height		Max. lift weight	
	cm	in	cm	in	kg	lb
Control unit 1:1.5 ¹	200	78.7	270	106.3	2,0	4.4
Control unit 1:4 ²	300	118.1	270	106.3	3,0	6.6

¹min. width 48 cm

² min. width 53 cm



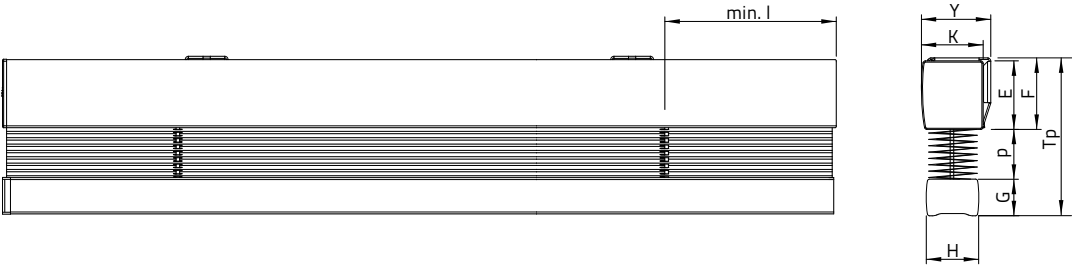
SYSTEM SPECIFICATIONS PLEATED MOTORIZED

MOTORIZED

Operation	Max. width ^{1,2}		Max. heigth		Max. lift weigth	
	cm	in	cm	in	kg	lb
Mid motor ¹	300	118.1	270	106.3	4,0	8.8

¹min. width 45 cm

²depending on fabric width



Dimension A		Dimension B		Dimension C		Dimension D		Dimension E		Dimension F	
mm	in	mm	in	mm	in	mm	in	mm	in	mm	in
min.75	min.3.0	27,5	1.1	40	1.6	36,5	1.4	30	1.2	31,5	1.2

Dimension G		Dimension H		Dimension I		Dimension J		Dimension K	
mm	in	mm	in	mm	in	mm	in	mm	in
16	0.6	23	0.9	min.55	2.2	30,5	1.2	27	1.1

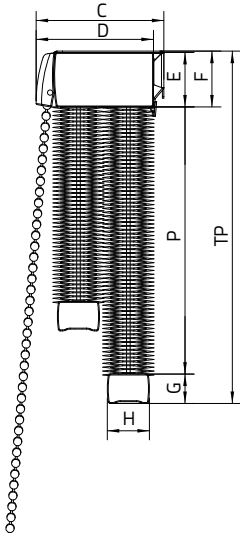
System package height Tp (cm)		
	mm	in
Chain/motorized	p + 50	p + 2.0
Top-down	p + 65	p + 2.6

CHAIN OPERATION

Operation	Max. width		Max. height		Max. lift weight	
	cm	in	cm	in	kg	lb
Control unit 1:1.5 ¹	200	78.7	270	106.3	2,0	4.4
Control unit 1:4 ²	300	118.1	270	106.3	3,0	6.6

¹min. width 27 cm

²min. width 32 cm



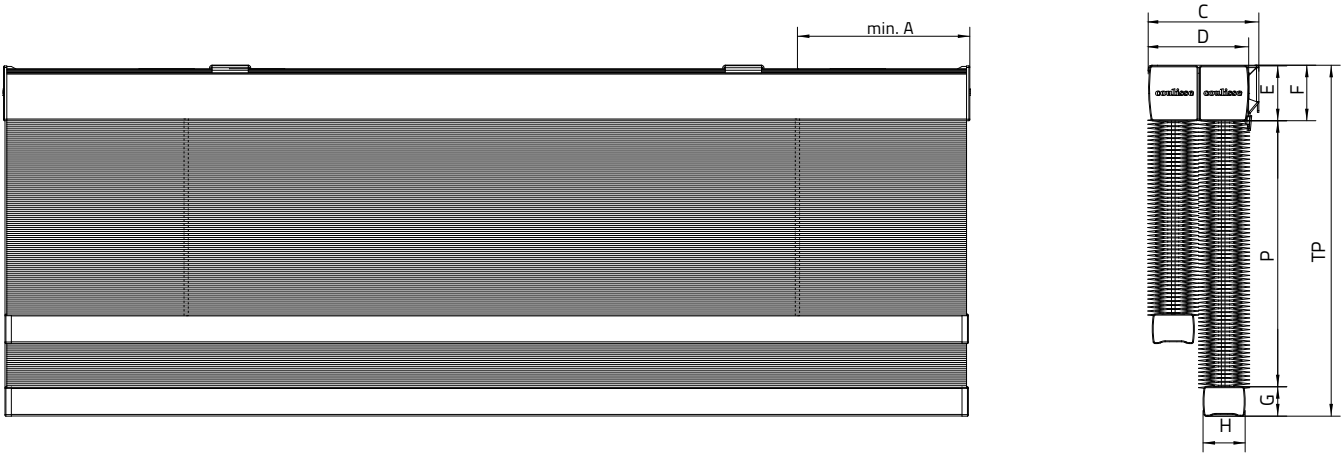
SYSTEM SPECIFICATIONS PLEATED DAY & NIGHT MOTORIZED

MOTORIZED

Operation	Max. width ^{1,2}		Max. heigth		Max. lift weigth	
	cm	in	cm	in	kg	lb
Mid motor ¹	300	118.1	270	106.3	4,0	8.8

¹min. width 45 cm

²depending on fabric width



Dimension A		Dimension B		Dimension C		Dimension D		Dimension E		Dimension F	
mm	in	mm	in	mm	in	mm	in	mm	in	mm	in
min.99	min.3.89	27,5	1.08	71	2.79	65	2.55	30	1.2	31,5	1.2

Dimension G		Dimension H		Dimension I		Dimension J		Dimension K	
mm	in	mm	in	mm	in	mm	in	mm	in
16	0.6	23	0.9	min.99	3.89	55	2.16	61	2.4

System package height Tp (cm)		
	mm	in
Day-night chain/motorised	p + 50	p + 2.0

SYSTEM SPECIFICATIONS PLEATED CHAIN & MOTORIZED

Max. width		Number of clips
m	in	Absolute Pleated Blind
.... - 0,9 - 35.4	2
0,9 - 1,5	35.4 - 59.1	3
1,5 - 2,3	59.1 - 90.6	4
2,3 - 3,0	90.6 - 11.1	5

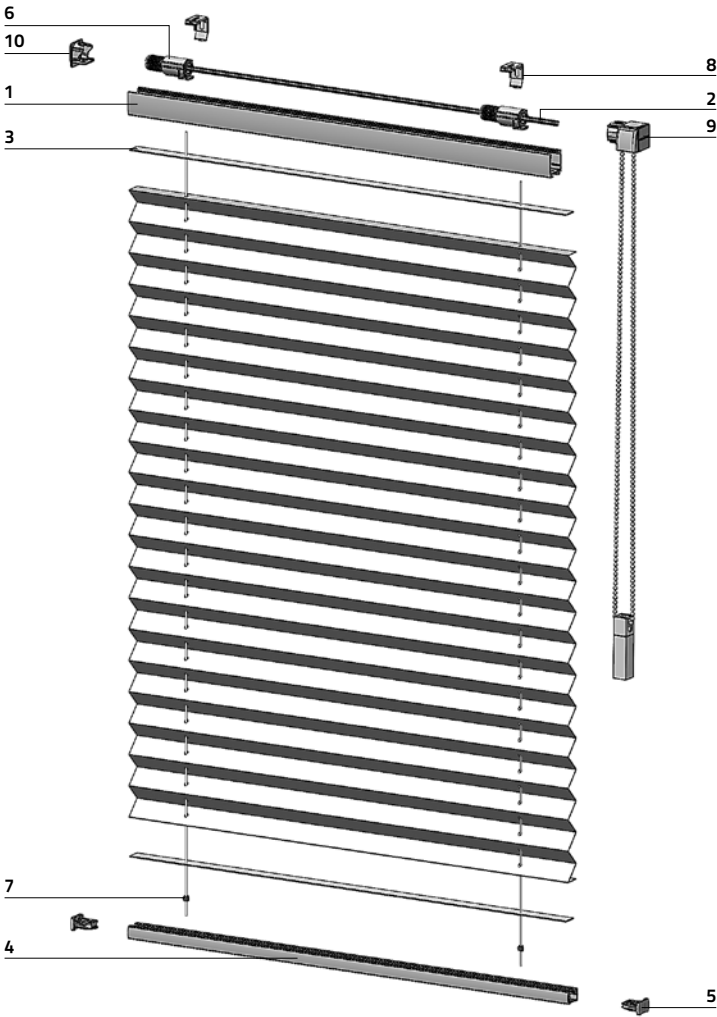
Max. width		Number of cord spools (pitch 40 cm, 13.8 in)*	
m	in	Absolute Pleated Blind	Absolute Pleated Blind top-down
.... - 0,55 - 21.7	2	2 + 2
0,55 - 0,95	21.7 - 37.4	3	3 + 2
0,95 - 1,35	37.4 - 53.1	4	4 + 2
1,35 - 1,75	53.1 - 68.9	5	5 + 3
1,75 - 2,15	68.9 - 84.6	6	7 + 4
2,15 - 2,55	84.6 - 100.4	7	7 + 4
2,55 - 3,00	100.4 - 118.1	8	7 + 4

* Number of cord spools depends on max. pitch cord distance

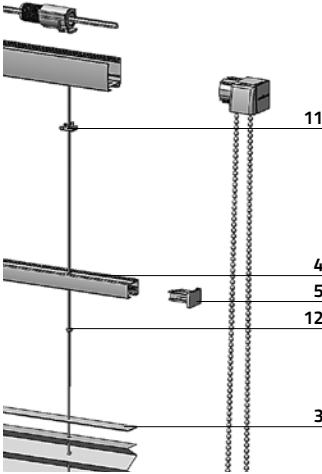
Pleated fabric 20 mm: 35-40 cm 13.8 - 15.7 in

Honeycomb: 25 mm: 35-60 cm 13.8 - 23.6 in

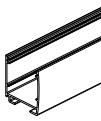

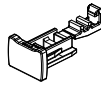
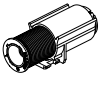
PARTS LIST PLEATED CHAIN & MOTORIZED










Option top-down / bottom-up











PARTS LIST PLEATED CHAIN & MOTORIZED

	Pos	Code	Description	Inner Carton	Outer Carton	
RAILS	1	PLC20-02-W PLC20-02-A	Head rail 580cm white Head rail 580cm anodized	69,6 mtr/carton 69,6 mtr/carton	69,6 mtr/carton 69,6 mtr/carton	
	/	PLC20-47-A PLC20-47-W	Pleated DayNight W-rail anodized Pleated DayNight W-rail white	69,6 mtr/carton 69,6 mtr/carton	69,6 mtr/carton 69,6 mtr/carton	
	2	V08-58T3	Tilt rod 3-way 580cm	696 mtr/tube	696 mtr/tube	
BOTTOM RAIL	3	PLC20-04	Hold-down strip 18x1.0mm	500 mtr/carton	500 mtr/carton	
	4	PLC20-01-W PLC20-01-A	Rail 580cm white Rail 580cm anodized	139,2 mtr/carton 139,2 mtr/carton	139,2 mtr/carton 139,2 mtr/carton	
	5	PLC20-14-W PLC20-14-G	End cap free-hanging pleat white End cap free-hanging pleat grey	500 pcs/bag 500 pcs/bag	5000 pcs/carton 5000 pcs/carton	
SPOOLS	6	PLC20-07-1	Spool right	250 pcs/carton	1000 pcs/carton	
	/	PLC20-08-1	Spool left	250 pcs/carton	1000 pcs/carton	





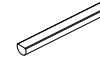




PARTS LIST PLEATED CHAIN & MOTORIZED

	Pos	Code	Description	Inner Carton	Outer Carton	
SPOOLS	7	PLC20-19	Cord clamp ring	1000 pcs/bag	3000 pcs/carton	
	8	PLC20-20-W PLC20-20-G	Bracket white Bracket grey	100 pcs/bag 100 pcs/bag	800 pcs/carton 800 pcs/carton	
BRACKET	/	PLC20-48-G PLC20-48-W	Installation bracket daynight pleated grey Installation bracket daynight pleated white	100 pcs/bag 100 pcs/bag	1000 pcs/carton 1000 pcs/carton	
	9	PLC20-06-W PLC20-06-G	Control unit right without logo white Control unit right without logo grey	100 set/carton 100 set/carton	400 set/carton 400 set/carton	
CONTROL UNITS	/	PLC20-05-W PLC20-05-G	Control unit left without logo white Control unit left without logo grey	100 set/carton 100 set/carton	400 set/carton 400 set/carton	
	/	PLC20-49-G PLC20-49-W	Mechanism daynight (back) - L grey Mechanism daynight (back) - L white	50 pcs/carton 50 pcs/carton	200 pcs/carton 200 pcs/carton	
	/	PLC20-50-G PLC20-50-W	Mechanism daynight (front) - R grey Mechanism daynight (front) - R white	50 pcs/carton 50 pcs/carton	200 pcs/carton 200 pcs/carton	

PARTS LIST PLEATED CHAIN & MOTORIZED

	Pos	Code	Description	Inner Carton	Outer Carton	
CONTROL UNITS	/	PLC20-51-G PLC20-51-W	Chaingear cap day-night - NOT CS grey Chaingear cap day-night - NOT CS white	100 pcs/bag 100 pcs/bag	1000 pcs/carton 1000 pcs/carton	
	/	PLC20-52-G PLC20-52-W	Chaingear cap day-night - CS grey Chaingear cap day-night - CS white	100 pcs/bag 100 pcs/bag	1000 pcs/carton 1000 pcs/carton	
	/	PLC20-35-W PLC20-35-G	End cap pleated fixed white End cap pleated fixed grey	100 pcs/bag 100 pcs/bag	3000 pcs/carton 3000 pcs/carton	
	/	PLC20-29	Gearbox 1:4	100 pcs/bag	200 pcs/carton	
	/	V16PW V16PW-G	Connecting clip plastic white Connecting clip plastic grey	1000 pcs/bag 1000 pcs/bag	10000 pcs/carton 10000 pcs/carton	
	/	V16M	Connecting clip metal satin nickel	1000 pcs/bag	25000 pcs/carton	
END CAPS	/	PLC20-11-W PLC20-11-G	End cap head rail right white End cap head rail right grey	200 pcs/bag 200 pcs/bag	5000 pcs/carton 5000 pcs/carton	
	10	PLC20-12-W PLC20-12-G	End cap head rail left white End cap head rail left grey	200 pcs/bag 200 pcs/bag	5000 pcs/carton 5000 pcs/carton	

PARTS LIST PLEATED CHAIN & MOTORIZED

	Pos	Code	Description	Inner Carton	Outer Carton	
SIDE CABLE	/	PLC20-15-W PLC20-15-G	Cord tensioner without clamp white Cord tensioner without clamp grey	100 pcs/bag 100 pcs/bag	1000 pcs/carton 15000 pcs/carton	
	/	PLC20-13-W PLC20-13-G	End cap cable guidance without logo white End cap cable guidance without logo grey	100 pcs/bag 100 pcs/bag	1000 pcs/carton 1000 pcs/carton	
	/	PLC20-23	Bottom weight adaptor	500 pcs/carton	10000 pcs/carton	
BOTTOM WEIGHT	/	PLC20-54	Bottom rail weight 175 gram HC 25 mm	pcs/	pcs/	
	/	H03-D	Rod D-type metal 300cm	300 mtr/carton	300 mtr/carton	
	4	PLC20-24-W PLC20-24-G	Cord ring tensioned white Cord ring tensioned grey	5000 pcs/bag 5000 pcs/bag	100000 pcs/carton 100000 pcs/carton	
TOP-DOWN / BOTTOM-UP	/	PLC20-36-A PLC20-36-W	Valance pleated 20mm 300cm anodized Valance pleated 20mm 300cm white	120 mtr/carton 120 mtr/carton	120 mtr/carton 120 mtr/carton	
	/	PLC20-37-G PLC20-37-W	TDBU adapter set grey TDBU adapter set white	500 set/bag 500 set/bag	5000 set/carton 5000 set/carton	
	/	PLC20-38-G PLC20-38-W	TDBU mechanism grey TDBU mechanism White	500 pcs/bag 500 pcs/bag	5000 pcs/carton 5000 pcs/carton	

REMOTE MOTION






CM-07

Mid Motor 24 mm



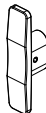


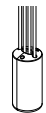





Description	Motor diameter	Tube compatibility	Torque	Speed	Battery Capacity	Power supply	Input	Features	Certificates
Mid Motor	24 mm	n/a	0.8 Nm	34 rpm	n/a				

PARTS LIST MOTORIZATION



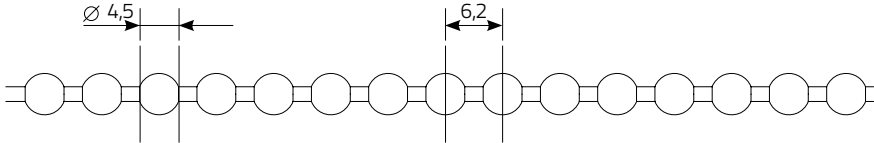
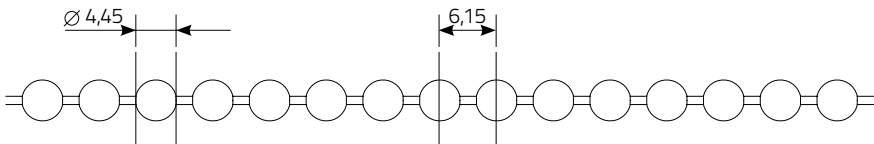
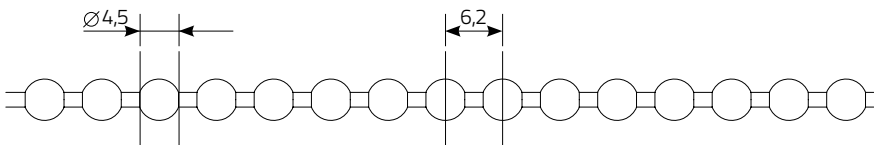
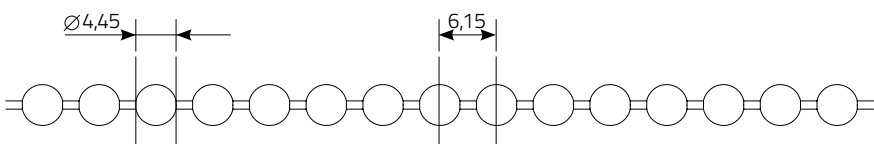
MOTORIZATION	Pos	Code	Description	Inner Carton	Outer Carton	
	/	CM-07	Mid motor Radio 24 mm 12VDC 0,7Nm 28rpm	1 pcs/carton	6 pcs/carton	
	/	PLC20-53-ABC	Rail adapter mid motor pleated 20-25 mm	100 set/bag	400 set/carton	
	/	PLC38-36-ABC	Tilt rod adapter 1-way	200 pcs/bag	2000 pcs/carton	



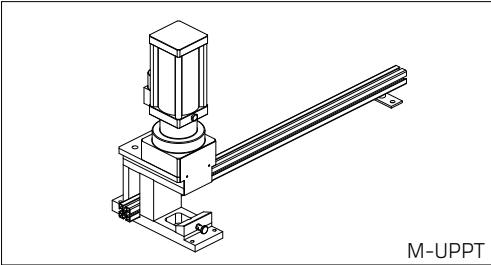
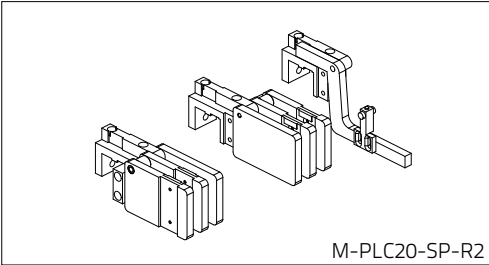
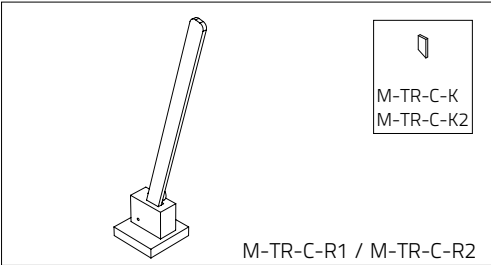
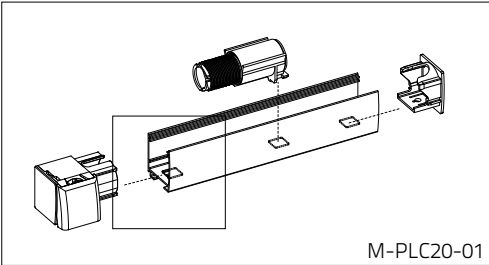
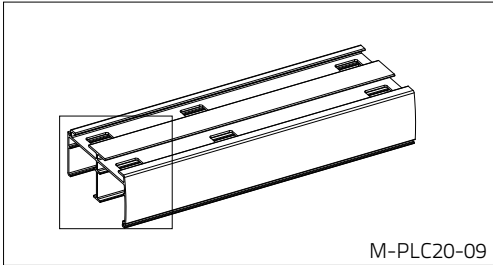
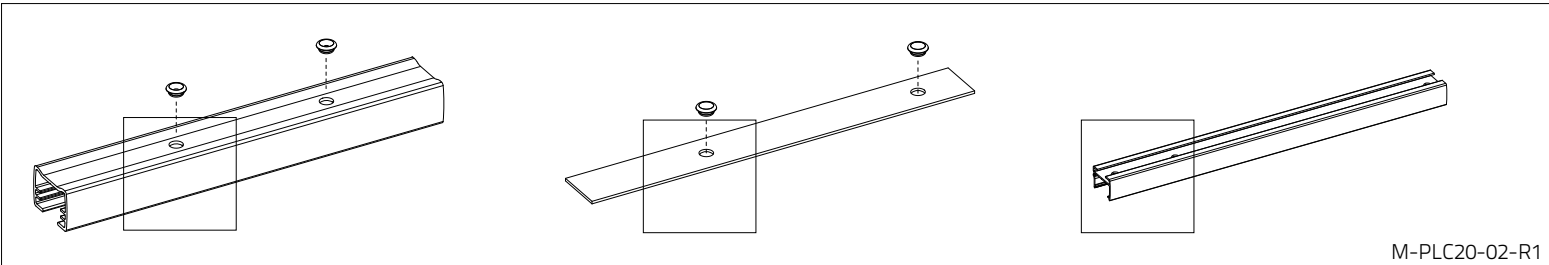
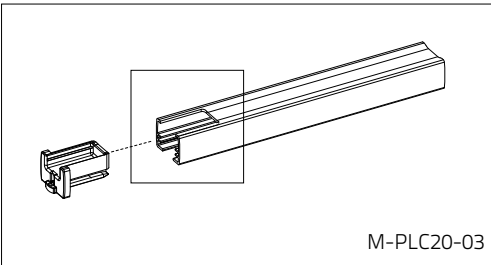
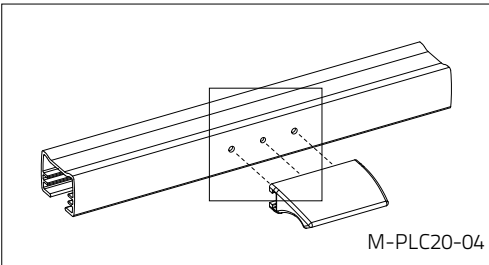
ACCESSORIES AND CHILD SAFETY

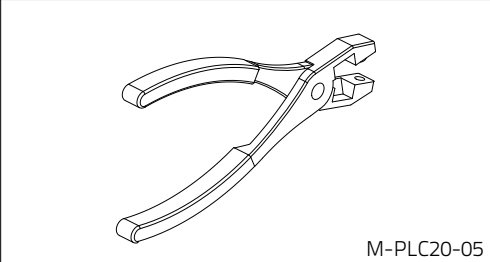
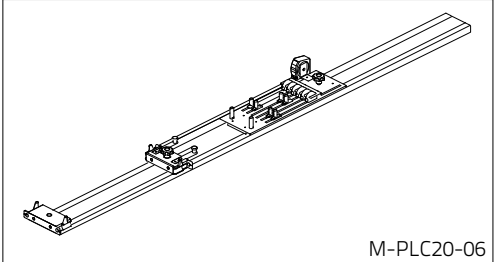
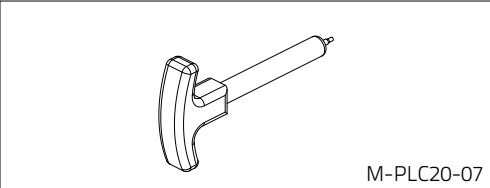
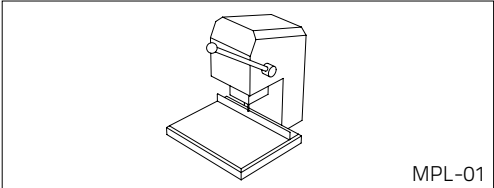
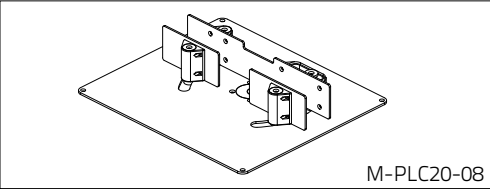
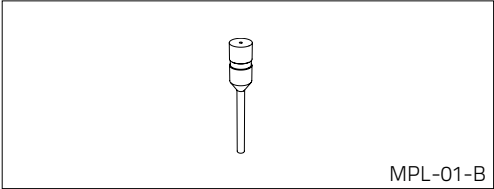
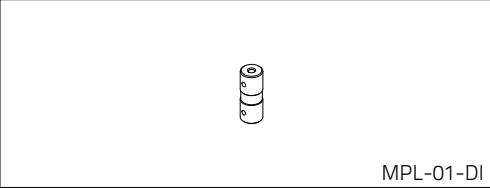
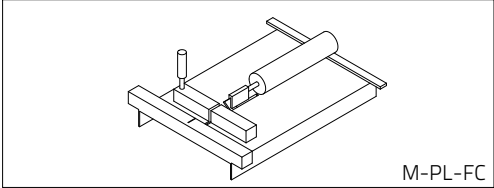
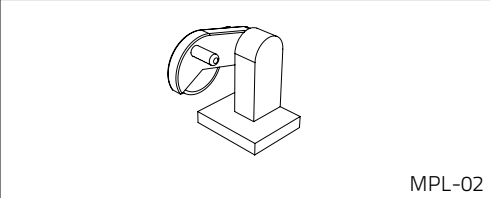
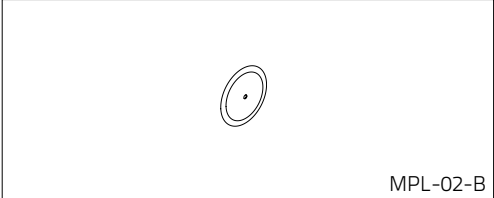
CORD LOCK ACCESSORIES	Pos /	Code CSD09-W	Description Cordcleat zinc alloy	Inner Carton 12 pcs/bag	Outer Carton 288 pcs/carton	
	/	CSD13-TR	Cordstopper medium transparant	500 pcs/bag	10000 pcs/carton	
	9	PLC20-21-XX*	Cord 0,8 mm finely braided 16-way several colors	mtr/carton	mtr/carton	
	10	CSD15-XX*	Safety tassel several colors	pcs/carton	pcs/carton	
	11	WPPC25XX*	Pulling cord 1.7 mm various colours	500 mtr/roll	6000 mtr/carton	
	12	PU01-XX*	Pulling cord tassel plastic several colors	pcs/carton	pcs/carton	
	12	PU02-XX*	Pulling cord tassel plastic several colors	pcs/carton	pcs/carton	
CHAIN ACCESSORIES	/	CSD04-XX*	Safety tensioner	12 pcs/bag	192 pcs/carton	
	/	CSD06-XX*	Safety clip plastic	250 pcs/bag	1000 pcs/carton	

*more options on my.coulisse.com

CHAIN ACCESSORIES	Pos /	Code CSD07-XX*	Description Safety clip alloy	Inner Carton 12 pcs/bag	Outer Carton 288 pcs/carton	
	/	CSD11-TR	Ball chain break away 4.5 transparant	1000 pcs/bag	10000 pcs/carton	
	/	RBXX-DP*	Endless operating chain plast. 4.5 mm 6.2 mm	100 pcs/bag	500 pcs/carton	
						
	/	RBXX-M*	Endless operating chain metal 4.45 mm 6.15 mm	10 pcs/bag	100 pcs/carton	
						
	/	V15DP*	Operating chain plastic 4.5 mm 6.2 mm	250 mtr/roll	1000 mtr/carton	
						
	/	V15M*	Operating chain metal 4.45 mm 6.15 mm	150 mtr/roll	600 mtr/carton	
						

*more options on my.coulisse.com

ALL SYSTEMS	 <p>M-UPPT</p> <p>Universal pneumatic punch tool</p>	 <p>M-PLC20-SP-R2</p>	
CHAIN OPERATION	 <p>M-TR-C-R1 / M-TR-C-R2</p> <p>M-TR-C-K M-TR-C-K2</p> <p>Punching tool for 3-way tilt-rod and rod 5mm x 5mm</p>	 <p>M-PLC20-01</p> <p>Insert for M-UPPT for punching square PLC20-02</p>	 <p>M-PLC20-09</p>
CHAIN, TENSIONED & CORD LOCK	 <p>Insert for M-UPPT for punching 5 mm hole PLC20-01 & PLC20-04</p>		
TENSIONED	 <p>M-PLC20-03</p> <p>Insert for M-UPPT for punching U-cut out PLC20-01</p>	 <p>M-PLC20-04</p> <p>Insert for M-UPPT for punching 3-holes PLC20-01</p>	

TENSIONED	 <p>M-PLC20-05</p> <p>Plier for 5.5 mm hole PLC-04</p>	 <p>M-PLC20-06</p> <p>Assembly frame tensioned pleated</p>
	 <p>M-PLC20-07</p> <p>Cord ring assembly tool</p>	 <p>MPL-01</p> <p>Drilling Machine</p>
OPTIONAL TOOLS	 <p>M-PLC20-08</p> <p>Center drill tool for pleated fabrics</p>	 <p>MPL-01-B</p> <p>Drill for drilling machine XL pleat</p>
	 <p>MPL-01-DI</p> <p>MPL-01 insert for drill bit 3.5 mm</p>	 <p>M-PL-FC</p> <p>Automatic cutting machine pleated fabric</p>
	 <p>MPL-02</p> <p>Cutting machine XL pleat</p>	 <p>MPL-02-B</p> <p>Round knife for MPL-02</p>



coulisse

ABOUT COULISSE

Since its establishment in 1992, Coulisse has grown into a leading international supplier of window coverings for both made-to-measure products and the DIY market. Our innovative strength is shown and expressed in inspiring collections and advanced system solutions. Our complete range offers customers endless possibilities to be distinctive in the market and to meet the ever-changing demands of end users.

Coulisse B.V. Vonderweg 48 7468 DC Enter The Netherlands
t +31 547 85 55 55 e info@coulisse.com
coulisse.com