

# Rear Combination Lights



**WELDEX**  
CORPORATION

# WDRL-4S53R

LED Rear Combination Light

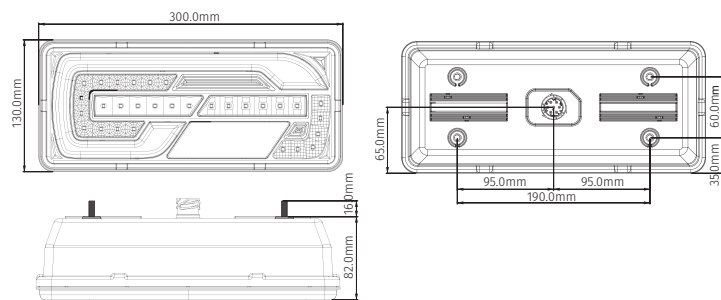


- ECE R6.01 direction lamp compliant
- ECE R7.02 stop / tail lamp compliant
- ECE R23.00 reversing lamp compliant
- ECE R38.00 rear fog lamp compliant
- ECE R3.02 reflex reflector compliant

## Specification

Input voltage	Current draw (24V)		Wattage	
DC 9~36V	Stop/Tail (0.08A/0.04A)	Rear fog/Reversing/Direction (0.16A/0.13A/0.13A)	Stop/Tail (2W/1W)	Rear fog/Reversing/Direction (4W/3W/3W)
Lifespan	Operating temperature	IP rating	Dimensions	
50,000hrs	-40°C~+80°C	IP69K	300(W) * 130(H) * 82(D)mm	

## Dimensions



# WDRL-4S54R

LED Rear Combination Light

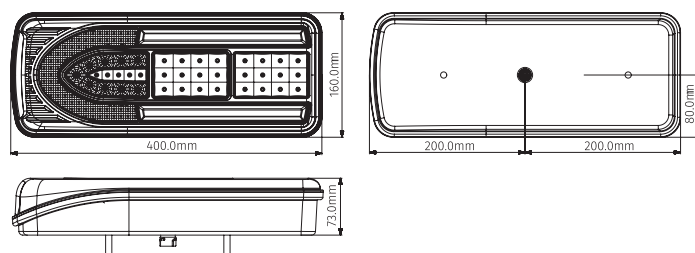


- ECE R6.01 direction lamp compliant
- ECE R7.02 stop / tail lamp compliant
- ECE R23.00 reversing lamp compliant
- ECE R38.00 rear fog lamp compliant
- ECE R3.02 side reflex reflector compliant

## Specification


Input voltage	Current draw (24V)		Wattage	
DC 9~36V	Stop/Tail/Side marker (0.12A/0.08A/0.03A)	Rear fog/Reversing/Direction (0.1A/0.1A/0.12A)	Stop/Tail (2.8W/1.9W)	Rear fog/Reversing/Direction (2.4W/2.4W/2.8W)
Lifespan	Operating temperature	IP rating	Dimensions	
50,000hrs	-40°C~+80°C	IP69K	400(W) * 160(H) * 73(D)mm	

## Dimensions



# WDRL-4S55T

LED Trailer Rear Combination Light

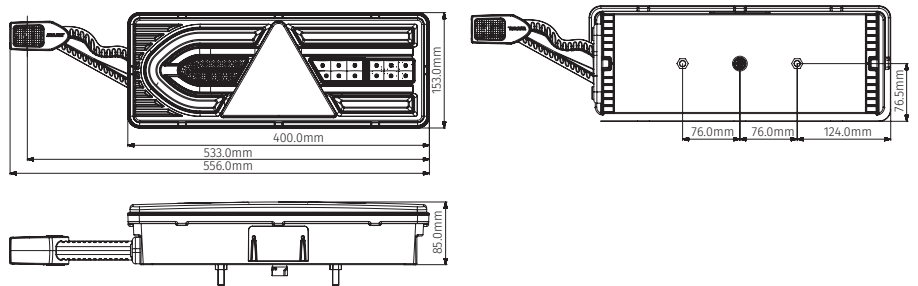


- ECE R6.01 direction lamp compliant
- ECE R7.02 stop / tail lamp compliant
- ECE R23.00 reversing lamp compliant
- ECE R38.00 rear fog lamp compliant
- ECE R91.00 side marker lamp compliant
- ECE R3.02 retro reflex reflector compliant

## Specification


Input voltage	Current draw (24V)			Wattage		
DC 9~36V	Stop/Tail/Side marker (0.25A/0.04A/0.03A)	Rear fog/Reversing/Direction (0.13A/0.13A/0.08A)	Stop/Tail/Side marker (6W/1W/0.6W)	Rear fog/Reversing/Direction (3W/3W/3W)		
Lifespan	Operating temperature		IP rating	Dimensions		
50,000hrs	-40°C~+80°C		IP69K	400(W) * 153(H) * 85(D)mm		

## Dimensions



# WDRL-4S56R

LED 3-Chamber Tail Light



- ECE R6.01 direction lamp compliant
- ECE R7.02 stop / tail lamp compliant
- ECE R23.00 reversing lamp compliant
- ECE R3.02 reflex reflector compliant

## Specification

Input voltage	Current draw				Wattage			
DC 9~36V	Stop (0.19A @24V)	Tail (0.04A @24V)	Indicator (0.21A @24V)	Reversing (0.14A @24V)	Stop (4.5W)	Tail (0.9W)	Indicator (5W)	Reversing (3.3W)
Lifespan	Operating temperature		IP rating	Dimensions				
50,000hrs	-40°C~+80°C		IP67	591(W) * 132(H) * 55(D)mm				

## Dimensions

