

# How to fill out the Laundry Package Form

## STEP 1

### Merchant and Homeowner Details

*This is the homeowner, customer name and signature*

orders@newtech.co.nz | Phone: 0800 728 662 | www.newtech.co.nz

Store: \_\_\_\_\_ Purchase Order No: \_\_\_\_\_

Store Contact Name: \_\_\_\_\_ Date: \_\_\_\_\_

Customer Name: \_\_\_\_\_ Customer Signature: \_\_\_\_\_

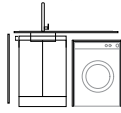
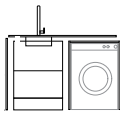
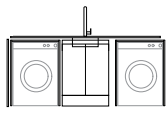
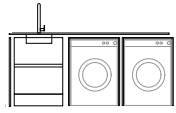
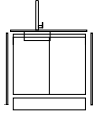
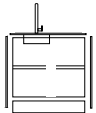
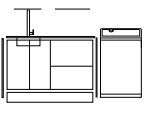
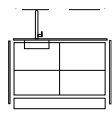
By signing this you agree that the measurements provided are correct for your laundry space

Order Laundry     Request for Quotation     Quote reference if applicable to this order \_\_\_\_\_

## STEP 2

### Select your Laundry Package - 12 to choose from

Choose from one of the following Laundry Packages:

<input type="checkbox"/> Matakana 1300mm <input type="checkbox"/> Matakana Plus 1300mm  Sink Position <input type="radio"/> Left <input type="radio"/> Right	<input type="checkbox"/> Doubtful Sound 1300mm <input type="checkbox"/> Doubtful Sound Plus 1300mm  Sink Position <input type="radio"/> Left <input type="radio"/> Right	<input type="checkbox"/> Castlepoint 1940mm <input type="checkbox"/> Castlepoint Plus 1940mm  Sink Position <input type="radio"/> Left <input type="radio"/> Right <input type="radio"/> Centre	<input type="checkbox"/> Fiordland 1940mm <input type="checkbox"/> Fiordland Plus 1940mm  Sink Position <input type="radio"/> Left <input type="radio"/> Right <input type="radio"/> Centre
<input type="checkbox"/> Coronet Peak 900mm <input type="checkbox"/> Coronet Peak Plus 900mm  Sink Position <input type="radio"/> Left <input type="radio"/> Right	<input type="checkbox"/> Devonport 900mm <input type="checkbox"/> Devonport Plus 900mm  Sink Position <input type="radio"/> Left <input type="radio"/> Right	<input type="checkbox"/> Piha 1300mm <input type="checkbox"/> Piha Plus 1300mm  Sink Position <input type="radio"/> Left <input type="radio"/> Right	<input type="checkbox"/> Cathedral Cove 1300mm <input type="checkbox"/> Cathedral Cove Plus 1300r  Sink Position <input type="radio"/> Left <input type="radio"/> Right

All of our packages come in two options, handles (Standard) or extrusion (Plus), simply tick the corresponding box

**Room Configuration**

Wall-to-Wall Installation

Against Left Hand Wall Installation

Against Right Hand Wall Installation

*Select the Room Configuration - this is required for Newtech to provide the correct number of filler, inner and end panels*

**Please note: These packages come in specific sizes. Please check your room measurements to ensure your desired package fits your selected space. Should you require any alterations, please fill out our Custom Laundry Order Form.**

# How to fill out the Laundry Package Form

STEP  
3

## Select your Colours and Finishes

### Cabinetry Colour

- Winter Birch     Californian Oak     Nordic Ash  
 Sweet Maple     Roasted Walnut     Charred Elm  
 Matte White

Select your cabinetry colour

### Roma Handle

- Brushed Nickel  
*STANDARD*  
 Matte Black [ROMA-B]  
*Upgrade cost applies*  
 Chrome [ROMA-C]  
*Upgrade cost applies*  
 Gunmetal [ROMA-GM]  
*Upgrade cost applies*

*Brushed Nickel Handles are standard unless upgrade colour is indicated*

Select your handle OR  
extrusion preference

### OR Extrusion

- Brushed Nickel  
*STANDARD*  
 Matte Black [V1100B]  
*Upgrade cost applies*  
 Brushed Brass [V1100BB]  
*Upgrade cost applies*  
 Matte White [V100MW]  
*Upgrade cost applies*  
 Gunmetal [V1100GM]  
*Upgrade cost applies*

*Brushed Nickel Extrusions are standard unless upgrade colour is indicated*

Brushed Nickel comes standard.  
If you would like another colour simply tick the corresponding upgrade box.  
**Note: Pricing is per handle or per cabinet for extrusion upgrades**

### Quartz Benchtop Colour

- Black Pearl     Himalaya     Midnight Stone  
*Available late 2021*

Select your benchtop colour

### Sink (Automatically included with every Laundry)

- Stainless Steel Sink

Stainless Steel Sink

Each laundry package comes with a standard stainless steel sink.

### Tapware (UPGRADE)

- Gooseneck Mixer [LGNS]  
 Gooseneck Mixer with Pullout Spout [LGNSP]

Tapware

Tapware is an optional upgrade, additional costs apply.

### Tap Hole Location (Standard Centre Back)

- ONE Tap Hole (Centre back of Sink - 12 o'clock)  
*STANDARD*

Tap Hole Position

All laundry packages come with a standard centre back tap hole position.

### Foldout Drying Rack (UPGRADE)

- Matte White [LDRMW]     Charcoal [LDRCC]

Foldout Drying Rack

An optional foldout drying rack is available in two colours, additional costs apply.

### Wall Hung Floating Shelf 25mm - 2 Sizes

- 700mm [LWS700]     1300mm [LWS1300]  
 Colour: \_\_\_\_\_

Wall Hung Floating Shelves

An optional wall mounted floating shelf is available in two sizes, additional costs apply.

*Shelf colour will be matched to cabinetry colour unless indicated above*

STEP  
4

## Notes

Please include any other relevant information

Notes:

---



---



---