



MYERS
Building Supplies

DESIGN FOR LIVING

 **PAVESTONE**
NATURAL BEAUTY. HANDMADE ELEGANCE.

 **PAVESTONE**

**NATURAL
BEAUTY.
HANDMADE
ELEGANCE.**

Welcome

Welcome to the new 2019 Pavestone hard landscaping products brochure, which has been designed to both inspire you in finding the perfect materials for your project and also to offer you the practical information needed to make an informed choice.

The Pavestone brand has always been synonymous with both quality and value for money. Our 2019 collection of home flooring and garden landscaping materials have been specifically selected to ensure that you will be able to find exactly the right colours, textures and materials to realise your dream project.

To assist in the design stage, once a paving has been selected we have included some technical detail (Pages 124 – 133). Here you can find a quick reference covering all our products for colour, dimensions, coverage etc. More technical data and laying patterns are available to download from our website www.pavestone.co.uk

Your project represents a considerable investment and should endure many years of seasonal change, so it is therefore very important to consider the quality of stone to be used. There are many cheap blends of natural stone materials available that may not stand the test of time. Pavestone landscaping products are never engineered to meet the lowest possible price.

Instead our commitment is to always produce quality products with consistent aesthetics, dimensional quality and a lasting durability for a fair price. Pavestone natural stone materials are procured only from audited source partners that have been working with us for over a decade to establish ethical supply chains. Pavestone concrete products are manufactured using electricity supplied only from sustainable and renewable resources.



Pavestone concrete products are manufactured using 100% electricity supplied from Renewable Resources via generation which is Climate Change Levy exempt.



Pavestone has adopted the ETI Base Code as a platform for the procurement and distribution of our natural stone products. See page 126 for more information.



BREEAM addresses wide-ranging environmental and sustainability issues, enabling us to prove the environmental credentials of our building products.



Pavestone's commitment to sustainability is reinforced by our ISO 14001:2004 Environmental Management Systems.



CONTENTS

INSPIRATION

Porcelain Paving	6
Natural Stone Paving	28
Decorative Concrete Paving	82
Block Paving	94
Edging	104
Walling & Cladding	106

THE DETAIL

Protectors and Cleaners	120
Jointing & Fixing Products	122
Porcelain Paving	124
Natural Stone Paving	125
Decorative Concrete Paving	128
Block Paving	129
Edging	132
Walling	133
Guide to Professional Paving	134
General Information	137

FALL IN LOVE WITH YOUR GARDEN.

Take a closer look at my favourite gardens.
Scan the code below or visit
www.pavestone.co.uk/fly-thru-gardens.



David Domoney, C Hort. FCI Hort.
presenter, ITV's Love Your Garden

As you browse through the Pavestone brochure, you'll be inspired to find the perfect materials for your next project. The home flooring and garden landscaping collection has been specifically selected to help you find exactly the right colours and textures to realise your dream.



FLY THRU

THIS GARDEN


**SIMPLY USE
YOUR PHONE
OR TABLET
CAMERA TO
SCAN THE
QR CODES**



Featured in ITV's Love Your Garden



Awarding winning garden at Hampton Court Flower Show



Featured in ITV's Love Your Garden

Check out my videos to help bring these gardens to life. All you need is a smartphone or tablet. Simply use the built-in camera to scan any of the QR codes you'll find throughout our brochure and it will take you straight to the video on the website!

So, look out for the 'Fly Thru' QR code and we'll help you fall in love with your dream garden. We'll be adding more 'Fly Thru' videos to our website throughout 2019 so keep checking www.pavestone.co.uk for the latest updates.

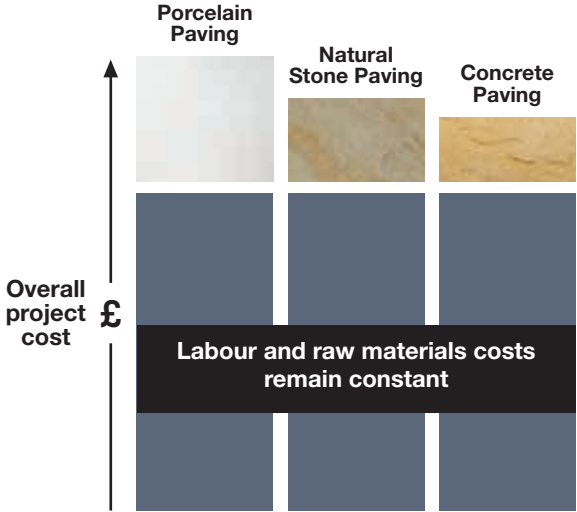
CHOOSING YOUR PAVING.

"It takes me the same time to lay a patio, whether it's porcelain, premium natural stone or a cheaper utility paving"

When it comes to choosing paving, it is important to understand the correlation between the cost of your chosen paving and the final cost of your landscaping project.

Typically, the cost of the paving will be approximately 20% or less of the total project cost, the remaining 80% will be the cost of installation - labour, cement and sub base materials.

So, buying a more expensive, better quality paving, will not significantly increase costs. In fact, spending 50% more on your paving may only result in an increase of just 10% to the total project cost!



GET IT RIGHT

with  **PAVESTONE**

FLY THRU

THIS GARDEN



You'll be investing time and money in choosing quality paving. Check it's the right colour and style for your patio or driveway. Our brochure will show you plenty of stunning gardens but once you have found a product you like, it's always best to either check out a display at your local stockist or request a sample.

When you are happy with your final choice, to ensure you will have a garden you can show off to family and friends make sure you get it installed correctly.

It's attention to detail that counts. Simply follow our easy to follow laying instructions on page 134 and you'll achieve your dream garden and a job well done. For full technical information visit www.pavestone.co.uk



To request a sample,
call us on **01386 848650**

Porcelain Paving is the latest in advanced paving solutions that combines Italian styling with robust, durable, vitrified technology.

The Pavestone Porcelain range has been selected to meet all tastes and budgets. The diversity of the Porcelain range encompasses wood effect planks, beautiful natural stone simulates and a varied selection of surface textures and colours. So realistic, it's hard to believe they are man made.

Porcelain Paving is algae resistant, frost resistant and is the easiest paving to keep clean.



FLY THRU
THIS GARDEN

PORCELAIN PAVING

CROSSWOOD BUFF

Crosswood	8
Discovery	10
Dolomite	14
Al Fresco	22
Opus	24
Simply Porcelain	26

DOLOMITE DUST




Featured in ITV's Love Your Garden




CROSSWOOD

The look of timber, the durability of stone.

Strength and durability of porcelain meets the natural beauty and warmth of timber. The realistic wood grain blends together piece by piece to create unique compositions and colour contrasts.



BUFF



CINDER



COCO

Suitability: Outdoors & Indoors

Material: Porcelain

Sizes: 1200x300mm
1000x200mm (*internal only*)

Delivery: Single Size Pallet

See page 124
for more details

RECOMMENDED
ADVICE

use a slurry primer

See page 123 for paving accessories



CINDER




COCO



CINDER

BUFF & CINDER






SUN GRANDE

ORIGIN GRANDE

DISCOVERY

A 'Grande' paving for dramatic impact.

Discovery is a large format tile which is available in four colour tones with a light textured finish. The 'Grande' 1200x600mm size of Discovery makes for a more dramatic impact in large gardens.



ORIGIN GRANDE



SUN GRANDE



HORIZON STORM



HORIZON SUNSET

Suitability: Outdoors & Indoors

Material: Porcelain

Sizes: 1200x600mm

Delivery: Single Size Pallet

*See page 124
for more details*

ORIGIN GRANDE

Featured in ITV's Love Your Garden



**RECOMMENDED
ADVICE**

use a slurry primer

See page 123 for paving accessories



HORIZON STORM

HORIZON SUNSET






FLY THRU
THIS GARDEN




SUNSET




DARK




MOON



GREY



DUST



WHITE



SLATE

Suitability: Outdoors & Indoors

Material: Porcelain

Sizes: 1000x500mm
900x450mm (*internal only*)

Delivery: Single Size Pallet

*See page 124
for more details*

GREY

DOLOMITE

Vibrant colours to enhance your patio.

With seven vibrant stone colours and textures to choose from, the Dolomite porcelain large element paving range is inspired by some of the world's best examples of natural stone. A wide variety of face textures ensures a totally natural appearance.

FLY THRU
THIS GARDEN



MOON
WITH MOODUL WALLING



FLY THRU
THIS GARDEN



RECOMMENDED ADVICE

use a slurry primer

See page 123 for paving accessories



SUNSET



FLY THRU
THIS GARDEN





FLY THRU

THIS GARDEN



DUST

**RECOMMENDED
ADVICE**

use a slurry primer

See page 123 for paving accessories




DARK



RECOMMENDED ADVICE

use a slurry primer

See page 123 for paving accessories



WHITE

Awarding winning garden at Southport Flower Show

WHITE

FLY THRU

THIS GARDEN





SOILE



GRIGIA




SUN


AL FRESCO

Vibrant colours to enhance your patio.


Nature and vitrified technology meld together to produce these four stunning examples of natural stone simulates.




GRIGIA



SOILE



SUN



MUDE

Suitability: Outdoors

Material: Porcelain

Sizes: 603x603mm

Delivery: Single Size Pallet

See page 124
for more details

MUDE

**RECOMMENDED
ADVICE**

use a slurry primer

See page 123 for paving accessories



CANOSSA




PALEMON


GROENINGEN

OPUS

Repeating, easy to lay
pattern for a majestic patio.




VOLTERRA



GROENINGEN



PALEMON



CANOSSA

Suitability: Outdoors

Material: Porcelain

Sizes: 800x800, 800x400
& 600x600mm

Delivery: Single Size Pallet &
Contractor Pack


See page 125
for more details

Opus comes in three sizes and when laid together
creates an easy to follow, repeating pattern.

Alternatively, it can also be installed using
individual single sizes. Opus is available in four
shades, cream, charcoal, grey and rusty.



VOLTERRA



**RECOMMENDED
ADVICE**

use a slurry primer

See page 123 for paving accessories



DECKSTONE BIANCO



MYSTIQUE VERDE




DECKSTONE NERO

SIMPLY PORCELAIN

Simply hard wearing.


Simply Porcelain paving is hard wearing and features four colour ways with easy to clean qualities.



SAHARA NERO ●



MYSTIQUE VERDE ▲



DECKSTONE NERO ▲



DECKSTONE BIANCO ▲

Suitability: Outdoors

Material: Porcelain

Sizes &

delivery: ▲ Single Size Pallet
(600x600mm only)
● Contractor Pack
(600x600, 600x295 and 295x295mm only)

See page **125** for more details

SAHARA NERO

Quality natural stone selected for its colour, texture and character to create the definitive Pavestone range. Synonymous with quality and sourced only from responsible quarry owners who can prove a high regard for the welfare of their workers and their environment.



This garden is stunning!
Watch my video to see
why I love it so much!

David Domoney, C Hort. FCI Hort.
presenter, ITV's Love Your Garden



NATURAL STONE PAVING


Regal	30
Regal & Steps	32
Piazza	34
Sawn	36
Granite	40
Tudor Antique	42
Classic Sandstone	48
Limestone	58
Slate	62
Circle Features	66
Tudor Cobble	68
Stone Setts	72
Rumbled Pavers	74
Natural Stone Block Paving	76



REGAL

Stylish, top quality sandstone paving with a honed silky smooth flat surface.

Regal Oasis and Summit have crisp, straight edges facilitating closer joint laying. The honed-smooth face in conjunction with the sharp linear lines create great contemporary garden spaces.



OASIS



SUMMIT

Suitability: Outdoors

Material: Natural

Finish: Sawn Straight Edge,
Honed Finish

Delivery: Contractor Pack &
Single Size Crate

*See page 125
for more details*

SHADE VARIATION

Due to the nature of the material, particular shades of natural stone will have a slight colour variation. It is advisable to view a display at your nearest stockist. Alternatively, speak to our customer services on 01386 848650 and we'll send you some samples.

OASIS
WITH FOSSIL SETTS

SUMMIT
WITH BLUE/BLACK
SLATE CLADDING

FLY THRU
THIS GARDEN







SUMMIT



BULLNOSE STEP
WITH TUDOR COBBLE OXFORD & REGAL OASIS

Bullnose Steps

Light textured surface available in Summit shade.



EXTERNAL CORNER

INTERNAL CORNER

TREAD



FLY THRU
THIS GARDEN

SEE PAGE 125 & 129 FOR FULL TECHNICAL SPEC




RECOMMENDED ADVICE

use a slurry primer

See page 123 for paving accessories



SUMMIT



OASIS

Suitability: Outdoors

Material: Natural

Finish: Sawn Straight Edge,
Textured Surface

Delivery: Contractor Pack &
Single Size Crate

See page 125
for more details

SHADE VARIATION

Due to the nature of the material, particular shades of natural stone will have a slight colour variation. It is advisable to view a display at your nearest stockist. Alternatively, speak to our customer services on 01386 848650 and we'll send you some samples.

OASIS

PIAZZA

Modern contemporary paving with a textured surface creating a clean, fresh look.

Piazza is a modern contemporary paving designed to create a fresh, clean looking patio. It offers the same colours and format as the Regal range but has a lightly textured finish to give a flat, superior non-slip surface.






FLY THRU
THIS GARDEN

SAWN


Stylish modern natural stone paving with a light riven.

Sawn derives its name from the sawn straight linear edges of each paving tile and reflects a stylish, opulent, contemporary feel to the landscape.

Sawn paving has been hand-selected to create just the right hue to the two chosen contemporary stone colours: Chestnut & Ash



ASH



CHESTNUT

Suitability: Outdoors

Material: Natural

Finish: Sawn Straight Edge,
Riven Surface

Delivery: Single Size Pallet

See page 125
for more details

SHADE VARIATION

Due to the nature of the material, particular shades of natural stone will have a slight colour variation. It is advisable to view a large display at your nearest stockist. Alternatively, speak to our customer services on 01386 848650 and we'll send you some samples.

ASH



RECOMMENDED

ADVICE

use a slurry primer

See page 123 for paving accessories



ASH





FLY THRU
THIS GARDEN




ESSENTIAL ADVICE

always use a slurry primer

See page 123 for paving accessories



SILVER



CARBON



SILVER

Suitability: Outdoors

Material: Natural

Finish: Sawn Straight Edge,
Rippled Surface

Delivery: Single Size Crate

See page 126
for more details

VEINING

The Granite Carbon has natural veining lines, that when wet, can resemble white scratches. These are simply seam lines and are a natural characteristic of Granite.

Please note: Granite must be laid with textured face up.

For more technical information about laying granite please see page 126 or visit www.pavestone.co.uk/technical.

CARBON

GRANITE

Contemporary natural stone paving.

Consistent grey tones, sawn straight linear edges and a subtly rippled surface. Granite provides a contemporary, hard wearing finish to your paved area making it an ideal paving for more heavily used patios.

FLY THRU
THIS GARDEN



SILVER
WITH CROSSWOOD BUFF

TUDOR ANTIQUE

Handcrafted, time-worn natural stone.

Recreating the appeal of time-worn flagstones from previous centuries, Tudor Antique was created to blend sympathetically with older properties and gardens where the design seeks to provide an established feel. Tudor Antique paving can also be used to great effect as an indoor flooring material.





FLY THRU
THIS GARDEN



OXFORD




DENBY



CAMBRIDGE



CATHEDRAL



DEANERY



CLOISTER

Suitability: Outdoors & Indoors

Material: Natural

Finish: Tumbled Edge,
Time-worn Surface

Delivery: Contractor Pack &
Single Size Crate

See page 126
for more details

SHADE VARIATION

Due to the nature of the material, particular shades of natural stone will have a slight colour variation. It is advisable to view a large display at your nearest stockist. Alternatively, speak to our customer services on 01386 848650 and we'll send you some samples.





**POINTING
MADE EASY!**
See page 122 for paving accessories



OXFORD

OXFORD
WITH BULLNOSE EDGING

SEE PAGE 126 FOR FULL TECHNICAL SPEC



FLY THRU
THIS GARDEN



CATHEDRAL
WITH BURFORD IRONSTONE WALLING



CLASSIC SANDSTONE

Traditional Riven finish.

Part of the character of sandstone paving is that no two stones are coloured the same, however, when combined they create a rich tapestry of colour to make a beautiful overall hue.





LIGHT GREY

Seasonal changes can often bring a differing perspective to the reflected colours of the stone. In strong summer sunlight a sandstone patio will appear to have less colour variation, whilst after rain the colours will be of a deep patina.



RAJ BLEND




MODAK




GOLDEN FOSSIL



HEATHER BLEND



LIGHT GREY



BUFF


Suitability: Outdoors

Material: Natural

Finish: Fettled Edge,
Riven Surface

Delivery: Contractor Pack &
Single Size Crate

See page 126
for more details



OLD BLACK



RIPPON

SHADE VARIATION

Due to the nature of the material, particular shades of natural stone will have a slight colour variation. It is advisable to view a large display at your nearest stockist. Alternatively, speak to our customer services on 01386 848650 and we'll send you some samples.

HEATHER BLEND



**RECOMMENDED
ADVICE**

use a slurry primer

See page 123 for paving accessories



RAJ BLEND







FLY THRU

THIS GARDEN





**POINTING
MADE EASY!**

See page 122 for paving accessories



MODAK



GOLDEN FOSSIL



SEE PAGE 126 FOR FULL TECHNICAL SPEC



BUFF
WITH BURFORD BUFF BROWN WALLING





FLY THRU
THIS GARDEN



LIGHT GREY



**POINTING
MADE EASY!**

See page 122 for paving accessories

RIPPON

SEE PAGE 126 FOR FULL TECHNICAL SPEC

PAGE 57



This garden is stunning!
Watch my video to see
why I love it so much!

David Domoney, C Hort. FCI Hort.
presenter, ITV's Love Your Garden



FLY THRU
THIS GARDEN


LIMESTONE

Attractive and durable with a softer appearance.


Limestone is an attractive and very durable paving which has a softer appearance than sandstone and features a variable, soft-riven finish. Pavestone offers three colours of this sawn edge paving, which will complement classic and contemporary gardens alike.



KADAPHA



KOTA BLUE



KADAPHA



ABBEY

Suitability: Outdoors

Material: Natural

Finish: Sawn Straight Edge,
Light Riven Surface

Delivery: Contractor Pack &
Single Size Crate

See page 127
for more details

ABBEY



FLY THRU
THIS GARDEN



KOTA BLUE



KADAPHA

Over time Kadapha will lighten. To retain or even restore colouration, we recommend sealing to ensure that the paving will retain its deep black colour.



KADAPHA SEALED







FLY THRU
THIS GARDEN

BRAZILIAN SLATE

Timeless beauty.

Pavestone Brazilian Slate fully captures the timeless beauty and character of a bygone age. Its smoother riven surface makes it an ideal base for garden furniture. This premium slate provides a contemporary feel which will complement both town and country gardens.


Suitability: Outdoors & Indoors

Material: Natural

Finish: Straight Edge, Riven Surface

Delivery: Contractor Pack &
Single Size Crate

See page 127
for more details



RIO

RIO
WITH SAWN ASH PAVING &
SLATE STACK CLADDING RUSTY



This garden is stunning!
Watch my video to see
why I love it so much!



David Domoney, C Hort. FCI Hort.
presenter, ITV's Love Your Garden



Suitability: Outdoors

Material: Natural

Finish: Straight Edge, Riven Surface

Delivery: Contractor Pack &
Single Size Crate

See page **127**
for more details



MIDNIGHT



1800 x 1800

1500 Ø

Hand crafted by stonemasons, this intriguing Lutyens art deco slate circle creates a wonderful focal point, either as a stand alone feature or incorporated into a patio.

SEE PAGE **130** FOR FULL TECHNICAL SPEC

SLATE

A traditional rustic paving.

Traditional rustic slate with deep blue/black tones create a magical intrigue.

FLY THRU
THIS GARDEN



CIRCLE FEATURES

Handcrafted natural stone focal points.

Circle Features can be used to create focal points within a paved area and are often used to denote a seated area for relaxation or entertaining.



GOLDEN FOSSIL
WITH BURFORD GOLDEN BUFF WALLING



BUFF



MODAK




RAJ BLEND



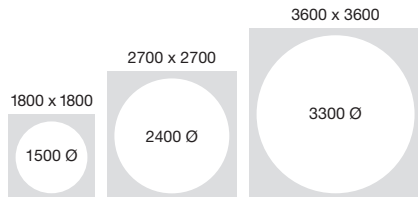
OXFORD*



GOLDEN FOSSIL



LIGHT GREY



* Available only as 2400mm diameter circle with 2700mm squaring off kit. Oxford only. Ø = diameter

Squaring off kits are also available.

SEE PAGE 130 FOR FULL TECHNICAL SPEC

DECORATIVE CIRCLE FEATURES


These stunning sandstone features are hand crafted from Raj Blend stone and can be used to create interesting focal points within your patio area.



CATHERINE WHEEL



SUN CIRCLE



RAJ BLEND

2700 x 2700

2400 Ø

TUDOR COBBLE

Handcrafted, time-worn natural stone.


Tudor Cobbles complement perfectly the Tudor Antique paving range and are particularly suitable for paving courtyards and terraces where a smaller size paving creates a better aspect ratio.





FLY THRU
THIS GARDEN

Because these hand crafted cobbles are extremely durable, they are also ideal for creating stunning driveways, often designed to run seamlessly into a Tudor Antique paved area.



DENBY



OXFORD

Suitability: Outdoors

Material: Natural

Finish: Fettle Edge,
Time-worn Surface

Delivery: Contractor Pack

See page 127
for more details



CAMBRIDGE

SHADE VARIATION

Due to the nature of the material, particular shades of natural stone will have a slight colour variation. It is advisable to view a large display at your nearest stockist. Alternatively, speak to our customer services on 01386 848650 and we'll send you some samples.

DENBY



DENBY





GREY & BLACK GRANITE




FOSSIL



RAJ BLEND



MIDNIGHT SLATE



LIGHT GREY



GREY GRANITE



BLACK GRANITE

Suitability: Outdoors

Material: Natural

Finish: Fettle Edge, Riven Surface

Delivery: Mixed & Single Size Pallet


*See page 128
for more details*

RAJ BLEND


STONE SETTS

Rustic charm.

Natural Stone Setts are ideal for creating winding and undulating pathways with rustic charm through the garden. Setts can also provide an attractive border to patio paving or driveways, adding contrast to a paved area.



MODAK



LAKELAND (A MIX OF 3 COLOURS)

Suitability: Outdoors

Material: Natural

Finish: Fettle Edge,
Time-worn Surface

Delivery: Mixed & Single Size Pallet

See page 128
for more details

**ESSENTIAL
ADVICE**
for professional installation

See page 123 for paving accessories



MODAK

RUMBLLED PAVERS

Time worn elegance.

Pavers are thinner than Stone Setts and look like small paving slabs. They have been rumbled to create a time worn effect and are predominantly used as pathways or border edgings. The rich colours of these Pavers are often used to contrast large uniformly paved areas.




MODAK
WITH MIDNIGHT SETTS &
COTSWOLD COTTAGE WALLING




CHESTNUT




KADAPHA




ASH



WOODLAND



OLD YORK



OLD COTSWOLD

Suitability: Outdoors

Material: Natural

Finish: Time-worn Surface

Delivery: Mixed & Single Size Pallet

*See page 128
for more details*

WOODLAND


NATURAL STONE BLOCK PAVING

Rich tapestry of beautiful natural stone.

Whether your home is modern or old, natural stone block paving offers the ultimate paving for your driveway that will last a lifetime. A beautiful rich tapestry of natural stone with its varying hues and textures ensures your driveway will look unique.



ASH



CHESTNUT





FLY THRU

THIS GARDEN






OLD YORK



OLD YORK



The Pavestone range of decorative concrete paving has been designed to accommodate all budgets and design styles.

If you're planning a traditional English garden landscape, then our Tanners Mill, Garonne Abbey or Fairford paving will offer many colours and laying patterns to choose from.



DECORATIVE CONCRETE PAVING

Mosaic	84
Sable	86
Provencal	88
Tanners Mill	90
Garonne Abbey	91
Fairford	92
Pavesett Tumbled	94
Cobblesett	100
Slimsett Block Paving	102
Edgings	104



Never use Rock Salt or De-Icing Salts on concrete paving. Salt corrodes and destroys all concrete through a chemical reaction and in addition will exaggerate the natural freeze thaw cycles that erode the surface of concrete.

MOSAIC ARABICA
WITH DOLOMITE DUST



Small-element paving tiles are back in fashion and the Pavestone Mosaic range represents an affordable alternative. This paving comes with a number of different patterned slabs to facilitate more design options.

MOSAIC

A mediterranean touch or victorian elegance.

Add a decorative feature to a large paved area, for fine detailing to brighten up a dark corner or to create a paved area in a small town house. The rustic and warm coffee colours of Arabica conjure up a delightful and idyllic countryside atmosphere.

Contemporary elegance. A reproduction of the Victorian tiles, the cooler colours of Mosaic Victoriana are equally suited in modern, spacious, contemporary properties.



VICTORIANA



ARABICA

VICTORIANA

Suitability: Outdoors

Material: Hybrid Concrete

Finish: Straight Edge

Size: 600x600mm

Delivery: Single Size Pallet

See page 128
for more details

ARABICA
WITH DOLOMITE DUST





Suitability: Outdoors


Material: Concrete

Finish: Straight Edge,
Textured Surface

Size: 600x600 and 400x400mm

Delivery: Single Size Pallet

See page 129
for more details



APOLLO



DIANA



KLIO



CALISTO



DIANA & KLIO

KLIO

SABLE

Textured contemporary paving.

Beautiful paving that combines contemporary styling with a very practical non slip surface. Sable Paving is extremely hardwearing too and will retain its good looks for many years.



PROVENÇAL

Contemporary paving with delicate natural face.

The limestone colouration provides a natural look which is complementary to modern garden designs and properties.



CREMÉ

Suitability: Outdoors

Material: Concrete

Finish: Straight Edge,
Textured Surface

Size: 600x400mm
Oval Ellipse 2250x3000mm

Delivery: Single Size Pallet

See page 129
for more details

A reproduction limestone paving flag with delicate natural face detailing and straight sawn edge appearance. This authentically reproduced smooth paving especially suits the contemporary garden design.



TANNERS MILL & GARONNE ABBEY

Reproduction antique flags from a bygone time.

An authentic reproduction of fine antique paving flags from a bygone time, this range emulates the characteristics of the Yorkshire paving flags that were being produced in the Victorian times. The distinctive worn antique appearance and shades complement many period properties and these are perfect for use in any traditional garden setting.



GREY-GREEN

CREAM



Tanners Mill



GREY-GREEN

Garonne Abbey



CREAM

Suitability: Outdoors

Material: Concrete

Finish: Fettled Edge,
Time-worn Surface

Delivery: Contractor Pack

See page 129
for more details

GIVE YOUR
PAVING AN EDGE



MILL EDGING

SEE PAGE 132

GREY



OLD GOLD



STONE



GREY

2700 x 2700

2400 Ø

Squaring Off Kits are available for all circles. Circles can be installed as a 2.4m diameter circle or as a 2.7m² squared feature circle.



OLD GOLD






FAIRFORD


Classic weathered appearance
and natural looks.

The classic weathered appearance and natural looks of Fairford Paving provides for a timeless patio which is suitable for relaxing or entertaining.


The shallow riven profile provides an ideal base for your patio furniture ensuring that tables and chairs will sit firmly on the paving.



OLD GOLD



STONE



GREY

Suitability: Outdoors

Material: Concrete

Finish: Fettled Edge,
Riven Surface

Delivery: Contractor Pack &
Single Size Pallet

See page **129**
for more details

GREY

PAVESETT BLOCK PAVING

Driveway aesthetics to complement all properties.

Timeless in appearance, the classic Pavestone rumbled block paving sett will deliver driveway aesthetics to complement all properties from a quaint thatched cottage to a modern town house.

Available in seven shades and with rumbled edges, Pavasett Block Paving offers a distinctive rustic charm and warmth to your driveway.



CHARCOAL


PAVESETT KERBSTONE

SEE PAGE 131
FOR FULL
TECHNICAL SPEC

3 size elements to allow for your
preferred laying pattern using
one, two or all three of the sizes.



SAND



AUTUMN BROWN



OCHRE GREY



BRINDLE


Suitability: Outdoors
Material: Concrete
Finish: Tumbled
Size: 200x150, 150x150 and
100x150mm
Delivery: Single Size Pallet
*See page 131
for more details*



CHARCOAL



SUNSET ROUGE



SILVER

CHARCOAL

AUTUMN BROWN



SILVER



SILVER







FLY THRU

THIS GARDEN





BRINDLE

OCHRE GREY

SEE PAGE 131 FOR FULL TECHNICAL SPEC

PAGE 99



OCEANIA



HARLEQUIN



SUNSET ROUGE

Suitability: Outdoors
Material: Concrete
Finish: Tumbled
Size: 150x150mm
Delivery: Single Size Pallet
*See page 131
for more details*

SUNSET ROUGE

COBBLESETT

Unique colour blends with
a rustic appearance.

Timeless paving cobbles, rustic in appearance
and offered in three unique colour blends.
Cobblesett elevates and enhances paved
areas to an unsurpassed level of strength,
character and distinction!

SLIMSETT BLOCK PAVING

Recreating cobbled street paving.

Slimsett Block Paving recreates the cobbled street paving that can be found in many historic cities and towns around Europe.

The characteristics of this block facilitate the ability to create many attractive patterns, including sweeping curves on pathways.



BRINDLE



ANTHRACITE

Suitability: Outdoors

Material: Concrete

Finish: Tumbled

Delivery: Single Size Pallet

*See page 131
for more details*



CAMARGUE

BRINDLE



BRINDLE

CAMARGUE



Laying options



BASKET WEAVE



ANTHRACITE



HERRING BONE



STRETCHER BOND

Pavestone Slimsett block paving is manufactured using the latest science in water repellent technology.

The result is a paving block that won't absorb water and offers significant benefits over standard block paving:



**Minimum Water
Absorption**

- ✓ **Durable & Colour fast**
- ✓ **Stain resistant**
- ✓ **Algae & moss resistant**
- ✓ **Efflorescence resistant**
- ✓ **Faster drying**
- ✓ **Low maintenance**



EDGING

The perfect finishing touch to your patio.

Pavestone offer a variety of natural stone and concrete edgings to complement our paving range.





BULLNOSE SUMMIT



ROPETOP RED



RUSTIC FOSSIL

Cobblestone



GREY-GREEN
STRAIGHT

GREY-GREEN
CORNER


Mill



GREY-GREEN

YORKSTONE

Ropetop



RED

CHARCOAL

Rustic



RAJ

FOSSIL

Bullnose



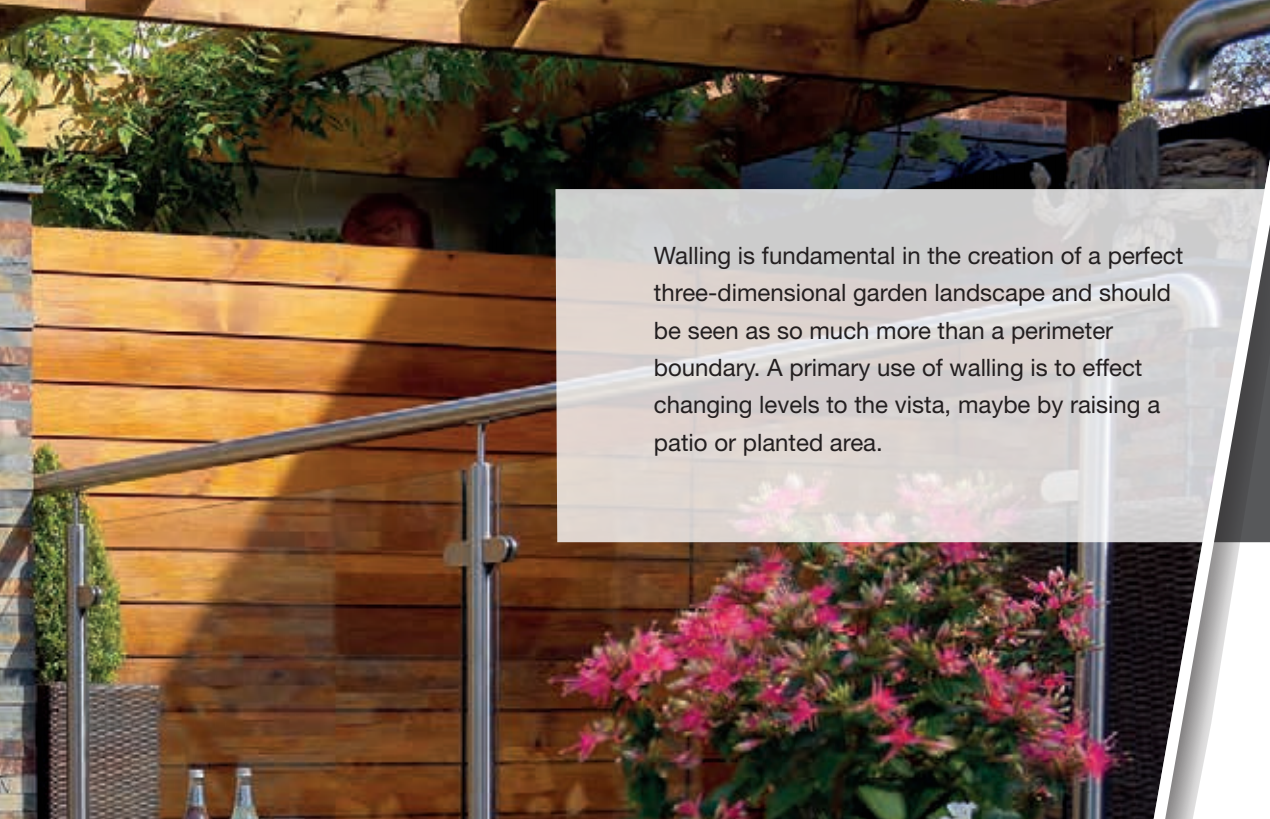
SUMMIT



FLY THRU

THIS GARDEN





Walling is fundamental in the creation of a perfect three-dimensional garden landscape and should be seen as so much more than a perimeter boundary. A primary use of walling is to effect changing levels to the vista, maybe by raising a patio or planted area.

The Pavestone walling range consists of Natural Stone and Reconstituted (Man-made) Walling Stone products. Natural stone walling blocks tend to be irregular in shape and size which results in a rustic appearance to projects around older properties and in rural areas where natural stone is a feature of the landscape.

Reconstituted stone walling is manufactured using limestone from the Cotswolds. Whilst its irregular face and texture replicates natural stone, it benefits from having consistent dimensions helping to make construction as easy as using a standard brick.

SLATE STACK CLADDING RUSTY
WITH SAWN ASH PAVING

DECORATIVE WALLING & CLADDING

Cottage Walling	108
Dry Fell Walling	109
Moodul Modular Walling	110
Burford Walling	112
Porcelain Cladding	114
Slate Stack Cladding	116
Copings and Pier Caps	117

This garden is stunning!
Watch my video to see
why I love it so much!



David Domoney, C Hort. FCI Hort.
presenter, ITV's Love Your Garden



NATURAL STONE WALLING

Old World 'Rustic' appearance.


Natural stone walling can be used to create beautiful features within a garden design and for perimeter walling. The Pavestone ranges have been designed and hand crafted by our stonemasons to give a soft 'old world', rustic appearance.



COTSWOLD

Cottage Walling

Pavestone natural stone walling blocks are rumbled to give soft rounded edges, reproducing old building stone.



COTSWOLD



YORK

Suitability: Outdoors

Material: Natural

Finish: Tumbled, Time-worn Edge

Delivery: Single Size Crate

*See page 133
for more details*

YORK



FLY THRU
THIS GARDEN



RAJ BLEND

FOSSIL



Dry Fell Walling

Natural stone in uniform widths and lengths makes building a dry stone wall easy.

Suitability: Outdoors

Material: Natural


Finish: Tumbled,
Hand Dressed Edge

Delivery: Mixed Crate

See page 133
for more details



RAJ BLEND



FOSSIL

MOODUL WALLING

Contemporary modular building block.

Moodul is a contemporary modular building block, innovatively designed to allow the creation of stunning features in your garden. Moodul adds a new dimension to your landscaping project and building with Moodul is as simple as child's play!





Suitability: Outdoors
Material: Concrete
Finish: Smooth Face
Size: 600x300mm
Delivery: Single Size Crate
 See page 133
 for more details

BLACK



BLACK



GREY



Easy to lay



BURFORD WALLING

An affordable alternative to natural stone.

A realistic alternative to local stone at an affordable price, Burford reconstituted stone walling makes building work easy.

Your finished project will look, feel and age just as natural stone but at a fraction of the cost.

A large outdoor patio area featuring a curved stone wall and a set of black wicker furniture. The wall is made of reconstituted stone blocks in a natural light weathered finish. The patio is paved with large, light-colored stone slabs. In the background, there are lush green trees and shrubs.

NATURAL LIGHT WEATHERED





NATURAL LIGHT WEATHERED



GOLDEN BUFF



BUFF BLACK



BUFF BROWN



GOLDEN BUFF



GREY



IRONSTONE



NATURAL LIGHT WEATHERED



OOLITE CREAM



YATE GREY

Suitability: Outdoors
Material: Concrete
Finish: Tumbled or Split Face
Delivery: Single Size Pallet
See page **133**
for more details


IRONSTONE

SOILE


PORCELAIN CLADDING

Chique Italian styled cladding.

To complement the extensive range of Porcelain paving, these two new shades of Porcelain cladding will provide an Italian styled, contemporary look to your wall.



SOILE



MUDE

Suitability: Outdoors & Indoors

Material: Porcelain

Sizes: 595x295mm

Delivery: Singles

*See page 133
for more details*





MUDE



SOILE




SLATE STACK CLADDING

Create a modern contemporary work of art.

Slate Stack cladding is a new and inexpensive way of transforming existing lacklustre brick walls into modern contemporary works of art. Alternatively if you don't have the walls you need, then new walls can be constructed from economy concrete blocks and faced with the Slate Stack cladding to provide an impressive finish.



RUSTY



BLUE BLACK

Suitability: Outdoors & Indoors

Material: Natural

Finish: Rustic Face

Sizes: 240x75 &
390x75mm

Delivery: Single Sizes

See page 133
for more details

RUSTY
WITH SAWN ASH PAVING



BLUE BLACK




FLY THRU
THIS GARDEN



COPING & PIER CAPS

Add the finishing touches to your walling.



OFF WHITE



COTSWOLD

Suitability: Outdoors

Material: Concrete

Finish: Straight

Sizes: Pier Caps 280x280 & 380x380mm
Coping 600x140 & 600x280mm

Delivery: Single Size Crate

See page 132
for more details

OFF WHITE

Suitability: Outdoors

Material: Natural Stone

Finish: Riven Surface &
Fettled Edge

Sizes: 600x150 &
600x280mm

Delivery: Single Size Crate

See page 132
for more details

Stone Coping



RAJ BLEND

FOSSIL



RAINBOW

STONE SPHERES

Make a grand statement in your garden.

Available in two sizes, Sandstone Spheres can create perfect focal points either as a dramatic statement or in small clusters to add intrigue. A global world of interest in your garden.

Suitability: Outdoors

Material: Natural

Finish: Smooth Face

Sizes: 300 & 400mm diameter

Delivery: 300mm - 9 per pack
400mm - 4 per pack

*See page 130
for more details*



400MM



300MM



STONE BENCHES

Somewhere to sit and admire you garden patio.

Available in two contemporary styles these natural stone benches will add a stylish feature to your patio where you can sit and enjoy your garden.

Suitability: Outdoors & Indoors

Material: Natural

Finish: Smooth Face

Sizes: 1524x457x381mm

*See page 130
for more details*



CAMPDEN

BURFORD



SEALERS & CLEANERS

Protecting and maintaining your investment

It is inevitable that at some time after having your patio installed, something will leave a nasty mark on your paving. Rest assured, Lithofin have the right product to seal or clean it.



Lithofin is renowned in the industry for its scientifically advanced products that clean, protect and maintain natural stone. Pavestone has selected a specific range of sealing and maintaining products that will ensure your patio keeps on looking fantastic year after year.

Protecting your patio and walling will keep it looking magnificent and may well save time and money in cleaning products later on.



COLOUR INTENSIFIER MN

A spirit based colour intensifier that impregnates deep into stone and helps protect from water based staining and general dirt.



STAINSTOP W

An easy to apply water based impregnator that ensures the ultimate protection against stains and facilitates everyday maintenance.



BERO

For permanent removal of rust and rust discoloration, especially for ferrous hard stones, and for removal of cement film, grinding dust and so on.



RUST-EX

A non-acidic rust stain remover which eliminates rust stains and discolouration from natural stone and concrete paving.



ALGEX

Algae and moss remover for exterior use on terraces, patios, steps, walls of natural and artificial stone and masonry.



WAX OFF

Wax and oil remover removes layers of wax, sealants, tar, oil stains, lacquer, glue and whiteout. Deposits are dissolved and can then be washed off with water.



OUTDOOR CLEANER

Removes stubborn green and dark stains caused by trees or flowers from all surfaces. Flagstones, pavers, walls, paths, etc. are immediately restored to their original colour.



BUILDERS' CLEAN

Removes cement films, stubborn dirt residues, blooms, efflorescence, rust and rust discolorations. Also acts to prevent rust in hard stones containing metal.



POWER CLEAN

Cleans general and greasy ground in dirt. Also for final cleaning of new walling and patios after the build process.



INTENSIVE CLEANER

A strong cleaner for the removal of very stubborn, engrained dirt and for regular use on vitrified ceramic and porcelain floors in high foot traffic areas.



CERAMIC CLEAN

A high-yielding concentrate based on a proven and balanced combination of active acids and high quality cleaning compounds. The product works thoroughly yet mildly, does not leave any residues and has a pleasant smell.

Please note: Prior to application, always refer to manufacturers guidelines.

All Weather Epoxy Jointing Compound*

- No specialist tools
- Fast application
- No waste - only mix what you need
- Simple to use
- Cost effective
- Quick curing
- Can be applied to wet surfaces even when raining
- Prevents weed growth
- Pet friendly

Use even
when wet!

*"Quality paving deserves
a professional finish.
Pavestone Pointfix is perfect
for fast and easy jointing."*

PAVESTONE Pointfix


Pavestone Pointfix is a superior two pack multi-use jointing and repair compound. One pack contains epoxy resin within the compound and the other epoxy hardener. Once thoroughly mixed the jointing compound cures to create a permanent hard jointing material.

There are no liquids or powders to measure and mix in, so mixing and applying Pointfix is much cleaner and easier than traditional sand and cement mortar. Pointfix is specifically designed for pointing and infilling between many types of surfaces including concrete paving, natural stone paving, brickwork and stonework.

If it rains, or is forecast to rain, completing a traditional pointing project can become a major problem. Pointfix eliminates this problem as it can be applied even when the paving or bricks are wet and you can even carry on pointing when it rains.



Professional pointing in 6 simple steps




Step 1

Open both packs, measure 50/50 ratio of each & mix until uniform in colour.



Step 2

With a soft brush/broom, push Pointfix mixture into the gaps.




Step 3

Compact firmly into joints using a jointing tool.



Step 4

Refill, if necessary, using a small soft hand brush.



Step 5

Compact the surface to give it a clean flat finish.



Step 6

Brush off any excess & wipe off any remaining residue with a damp sponge.

For additional technical information, please refer to the label on the reverse of the Pointfix tub.

Available in 5 colours

Pointfix comes in five shades to perfectly complement any paving colour. The 50/50 mixing ratio means you only need to mix what is needed, cutting down on waste.



MUSHROOM



BUFF



BROWN



GREY



BLACK

* Always take care in extreme weather conditions.

Essential fixing products

SBR Bond - Improves strength & flexibility in mortars & screeds and can also be used as a stabilising primer & bonding grout. SBR also reduces shrinkage and water permeability.



Priming Slurry - A polymer modified cement based priming slurry designed to facilitate the bonding of non-porous paving materials such as Porcelain Paving.


Also recommended for the installation of Regal, Piazza, Golden Fossil and Granite Paving. Pavestone Priming Slurry will improve the bonding strengths and lifespan of your project and can be used with any of our paving products.




Tile Grout - A specially formulated, flexible, rapid setting paving grout providing a uniform joint colour. The fine texture provides a smooth, stain, mould and water resistant finish which is recommended for both Porcelain and some Natural Stone with sawn edges.



Available in 6 colours



WHITE



IVORY



JASMINE



BEIGE




GREY




BLACK

CROSSWOOD

see page 8



BUFF



CINDER



COCO


SINGLE SIZE PACK

	1200x300 Outdoor	1000x200 Indoor
No./m ²	2.78	5.00
No./pack	64	2
m ² /pack	23.04	0.4
Thickness	20	10


All dimensions are precise (rectified)

DISCOVERY


see page 10




ORIGIN GRANDE



SUN GRANDE



HORIZON STORM



HORIZON SUNSET

SINGLE SIZE PACK

	1200x600 Outdoor	1200x600 Indoor
No./m ²	1.39	1.39
No./pack	32	2
m ² /pack	23.04	1.44
Thickness	20	10

All dimensions are precise (rectified)

**ESSENTIAL
ADVICE**
for professional installation
See page 123 for paving accessories




DOLOMITE

see page 14




SUNSET




DARK



MOON




GREY



DUST



WHITE



SLATE

SINGLE SIZE PACK

	1000x500 Outdoor	900x450 Indoor
No./m ²	2	2.50
No./pack	35	2
m ² /pack	17.5	0.8
Thickness	20	10


All dimensions are non rectified (nominal)

AL FRESCO


see page 22




GRIGIA



SUN



SOILE



MUIDE

SINGLE SIZE PACK

	603x603
No./m ²	2.75
No./pack	64
m ² /pack	23.27
Thickness	20

All dimensions are non rectified (nominal)

LAYING ADVICE

Please note: A slurry primer should be applied to the reverse of each porcelain tile during the laying process and a SBR additive used in the mortar bed. Please refer to website for full laying instructions.

IMPORTANT

Pointfix is not suitable for Porcelain.

DIMENSIONS

Rectified: Rectified tiles have sawn, straight edges to achieve a dimensionally precise sizing.


Non Rectified: Non rectified tiles are manufactured with a nominal dimensional tolerance.

OPUS

see page 24



VOLTERRA



GROENINGEN



PALEMON



CANOSSA

SINGLE SIZE PACK

	800x800	800x400	600x600
No./m ²	1.56	3.12	2.78
No./crate	40	80	60
Thickness	20	20	20

All dimensions are precise (rectified)

CONTRACTOR PACK

2.68m² COVERAGE*

800x800 **Qty 2**
800x400 **Qty 2**
600x600 **Qty 2**
Total 6 Pieces

LAYING ADVICE


Please note: A slurry primer should be applied to the reverse of each porcelain tile during the laying process and a SBR additive used in the mortar bed. Please refer to website for full laying instructions.

IMPORTANT

Pointfix is not suitable for Porcelain.

SIMPLY PORCELAIN


see page 26



SAHARA NERO



MYSTIQUE VERDE



DECKSTONE NERO



DECKSTONE BIANCO

SINGLE SIZE PACK

	600x600
No./m ²	2.78
No./pack	68
m ² /pack	24.46
Thickness	16

Antique Verde,
Deckstone Bianco &
Deckstone Nero

CONTRACTOR PACK

22.05m² COVERAGE

600x600 **Qty 35**
600x295 **Qty 35**
295x295 **Qty 35**
Total 105 Pieces

Sahara Nero only
Thickness 16mm

All dimensions
are precise
(rectified)

**RECOMMENDED
ADVICE**
use a slurry primer

See page 123 for paving accessories




REGAL

see page 30



SUMMIT (C)



OASIS (C)

CONTRACTOR PACK

15.75m² COVERAGE*

750x500 **Qty 22**
500x500 **Qty 14**
750x250 **Qty 12**
500x250 **Qty 14**

Total 62 Pieces

* Based on jointing gap
of 2mm(+/-)

SINGLE SIZE CRATE

	750x500	500x500
No./m ²	2.67	4.00
No./crate	45	45
Thickness	20(c)	20(c)


(c) = Calibrated

PIAZZA

see page 34



SUMMIT (C)



OASIS (C)

CONTRACTOR PACK

15.75m² COVERAGE*

750x500 **Qty 22**
500x500 **Qty 14**
750x250 **Qty 12**
500x250 **Qty 14**

Total 62 Pieces

* Based on jointing gap
of 2mm(+/-)


SINGLE SIZE CRATE

	750x500	500x500
No./m ²	2.67	4.00
No./crate	45	45
Thickness	20(c)	20(c)


(c) = Calibrated

SAWN

see page 36



ASH (C)



CHESTNUT (C)

SINGLE SIZE CRATE

	900x600
No./m ²	1.83
No./crate	35
Thickness	20(c)

(c) = Calibrated

GRANITE

see page 40



CARBON (C)



SILVER (C)

SINGLE SIZE CRATE

	900x600	600x600
No./m ²	1.83	2.73
No./crate	35	35
Thickness	20(c)	20(c)

(c) = Calibrated

LAYING ADVICE

Please note: A slurry primer should be applied to the reverse of each porcelain tile during the laying process and a SBR additive used in the mortar bed. Please refer to website for full laying instructions. **ALWAYS** lay textured face up.

IMPORTANT

Pointfix is not suitable for Granite paving.

VEINING

The Granite Carbon has natural veining lines, that when wet, can resemble white scratches. These are simply seam lines and are a natural characteristic of Granite.

TUDOR ANTIQUE


see page 42



OXFORD



DENBY



CAMBRIDGE



CATHEDRAL



DEANERY



CLOISTER

SINGLE SIZE CRATE

	1200x600
No./m ²	1.39
No./crate	30
Thickness	25-45

Oxford only

SINGLE SIZE CRATE

	900x600
No./m ²	1.83
No./crate	26
Thickness	22(c)

Cathedral only
(c) = Calibrated

CONTRACTOR PACK

15m² COVERAGE*

900x600 Qty 13
600x600 Qty 13
600x290 Qty 13
290x290 Qty 9

Total 48 Pieces

* Based on jointing gap of 10-14mm


All shades

CLASSIC SANDSTONE

see page 48




RAJ BLEND (PS) & (C)



LIGHT GREY (PS) & (C)



GOLDEN FOSSIL (C)




BUFF (C)




MODAK (C)



HEATHER BLEND (C)



OLD BLACK (C)



RIPPON (C)

CONTRACTOR PACK 1

20.7m² COVERAGE*

900x600 Qty 17
600x600 Qty 17
600x290 Qty 18
290x290 Qty 19

Total 71 Pieces

* Based on jointing gap of 7-14mm

All shades

CONTRACTOR PACK 2

7.2m² COVERAGE*

900x600 Qty 6
600x600 Qty 6
600x290 Qty 6
290x290 Qty 5

Total 23 Pieces

* Based on jointing gap of 7-14mm

All shades

SINGLE SIZE PACK

	900x600	600x600	600x290	290x290
No./m ²	1.83	2.73	5.61	11.49
No./crate	35	35	100	150

Raj Blend, Light Grey, Golden Fossil & Buff

(c) = Calibrated
(ps) = Premium Select
Thickness 17-22mm
(+/- 2mm)

RECOMMENDED ADVICE

use a slurry primer

See page 123 for paving accessories




LAYING ADVICE

Must be laid with chamfered edges down.
Please refer to website for further information.

BRAZILIAN SLATE

see page 62



RIO

SINGLE SIZE CRATE

900x600	
No./m ²	1.83
No./crate	26
Thickness	20(c)

(c) = Calibrated

CONTRACTOR PACK

15m² COVERAGE*


900x600 **Qty 13** 600x295 **Qty 13**
600x600 **Qty 13** 295x295 **Qty 9**

Total 48 Pieces

* Based on jointing gap of 10-14mm

SLATE

see page 64



MIDNIGHT

SINGLE SIZE PACK

	900x600	600x600	600x295	295x295
No./m ²	1.83	2.73	5.52	11.11
No./crate	40	40	100	150
Thickness	20(c)			

(c) = Calibrated

CONTRACTOR PACK

14.44m² COVERAGE*

900x600 **Qty 10**
600x600 **Qty 16**
600x295 **Qty 16**

Total 42 Pieces


* Based on jointing gap of 10-14mm

LIMESTONE

see page 58



KOTA BLUE (C)



KADAPHA (C)



ABBAY (C)

SINGLE SIZE CRATE

900x600	
No./m ²	1.83
No./crate	26
Thickness	22

Kota Blue & Abbey
(c) = Calibrated
Sawn Edge

SINGLE SIZE PACK

	900x600	600x600	600x290	290x290
No./m ²	1.83	2.73	5.61	11.49
No./crate	24	38	85	150
Thickness	22			

Kadapha
(c) = Calibrated
Sawn Edge

CONTRACTOR PACK

15m² COVERAGE*

900x600 **Qty 13**
600x600 **Qty 13**
600x290 **Qty 13**
290x290 **Qty 9**

Total 48 Pieces

* Based on jointing gap of 10-14mm

All shades

LAYING ADVICE

Kadapha will weather to a carbon-grey colour. To maintain the strong black colour we recommend applying a sealer three months after installation (Page 120).

TUDOR COBBLE

see page 68



OXFORD



DENBY



CAMBRIDGE

CONTRACTOR PACK

11.47m² COVERAGE*

900x300 **Qty 41**
300x200 **Qty 38**
200x200 **Qty 57**
200x150 **Qty 41**

Total 177 Pieces

* Based on jointing gap of 7-14mm

Thickness 30-50mm

POINTING MADE EASY!



A great finish to your patio
See page 122 for paving accessories

STONE SETTS

see page 72



RAJ BLEND



FOSSIL

MIXED SIZE CRATE

10.6m² COVERAGE*

200x150 **Qty 150**
150x150 **Qty 150**
100x150 **Qty 150**

Total 450 Pieces

* Based on jointing gap of 10mm

Raj Blend & Fossil
Thickness 40-70mm



RAJ BLEND



FOSSIL



LIGHT GREY

SINGLE SIZE CRATE

8.8m² COVERAGE*

100x100 **Qty 800**

* Based on jointing gap of 10mm

Raj Blend, Light Grey & Fossil

SINGLE SIZE CRATE

22m² COVERAGE*

100x100 **Qty 2000**

* Based on jointing gap of 10mm

Midnight
Thickness 18-30mm



MIDNIGHT

SINGLE SIZE CRATE

7.78m² COVERAGE*

100x100 **Qty 700**

* Based on jointing gap of 10mm

Granite Black & Grey
Thickness 40-70mm



GRANITE GREY



GRANITE BLACK

NATURAL STONE BLOCK PAVING

see page 76



WOODLAND



KADAPHA



ASH



CHESTNUT

MIXED SIZE CRATE

10.5m² COVERAGE*

200x150 **Qty 150**
150x150 **Qty 150**
100x150 **Qty 150**

Total 450 Pieces

Thickness 50mm Nominal

SINGLE SIZE CRATE

	290x100	215x100
No./pack	238	317
Coverage	7.37m ²	7.32m ²
Thickness	50-70 (Nominal)	

Old York & Old Cotswold



OLD YORK

OLD COTSWOLD

SINGLE SIZE CRATE

9m² COVERAGE*

200x100 **Qty 450**

Kadapha only
Thickness 50mm Nominal



KADAPHA

RUMBLED PAVERS

see page 74



MODAK

MIXED SIZE CRATE

16m² COVERAGE*

200x150 **Qty various**
150x150 **Qty various**
100x150 **Qty various**

* Based on jointing gap of 10-15mm

Modak
Thickness 25-40mm

SINGLE SIZE CRATE

17.66m² COVERAGE*

150x150 **Qty 735**

* Based on jointing gap of 10-15mm

Lakeland
Thickness 25-40mm



LAKELAND

MOSAIC

see page 84



ARABICA



VICTORIANA

SINGLE SIZE PACK

	600x600
No./m ²	2.78
No./pack	34
m ² /pack	12.23
Thickness	30

All shades




POINTING
MADE EASY!




A great finish to your patio
See page 122 for paving accessories

SABLE

see page 86



APOLLO



CALISTO



DIANA



KLIO

SINGLE SIZE CRATE

	600x600	400x400
No./m ²	2.78	6.25
No./crate	26	120
Thickness	40	40

PROVENÇAL

see page 88



CRÈME

SINGLE SIZE CRATE

6.12m² COVERAGE*

600x400 **Qty 25**

* Based on jointing gap of 10mm

Thickness 30mm

TANNERS MILL & GARONNE ABBEY

see page 90



GREY-GREEN

Thickness 30mm



GARONNE
ABBAY CREME

Thickness 40mm

CONTRACTOR PACK

9m² COVERAGE*

600x600 **Qty 10**

600x450 **Qty 10**

600x300 **Qty 12**

300x300 **Qty 8**

Total 40 Pieces

* Based on jointing gap of 10mm



WARNING. Never use Rock Salt or De-Icing Salts on concrete paving. Salt corrodes and destroys all concrete through a chemical reaction and in addition will exaggerate the natural freeze thaw cycles that erode the surface of concrete.

OVAL KIT

	Complete feature
Size (mm)	2250x3000
No. of pieces	26
Thickness	30



BULL NOSE STEPS

see page 33



FAIRFORD

see page 92



OLD GOLD



STONE



GREY

CONTRACTOR PACK

9m² COVERAGE*

600x600 **Qty 18**

600x300 **Qty 10**

300x300 **Qty 8**

Total 36 Pieces

* Based on jointing gap of 10-15mm

SINGLE SIZE CRATE

Bullnosed:	Treads 1 long edge 600x400	External Corner 400x400	Internal Corner 600x600
Wt/item	25.7kg	17.7kg	41kg
Crate wt	1130kg	778kg	900kg
No./pack	44	44	22
No./Linea m	1.66	-	-
Thickness	40	40	40

TREADS - Lightly textured surface and calibrated bottom

SINGLE SIZE CRATE

	600x600	600x300	300x300
m ² /pack	9	9	9
No./pack	25	50	100
Thickness	38 +/-		

SANDSTONE CIRCLES

see page 66



BUFF



RAJ BLEND




FOSSIL



MODAK

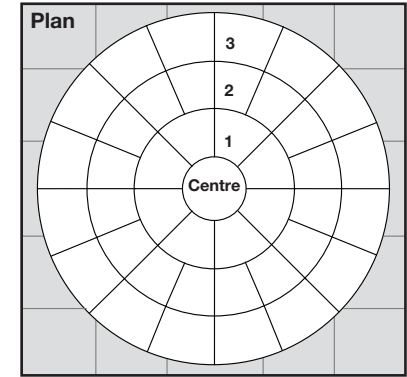


LIGHT GREY



OXFORD*

Circles are supplied as a complete kit and may also be purchased as individual rings. The information per ring is for measurement guidance only and is approximate. Corner sets are purchased separately.



CIRCLE KITS

	Total Pieces	Centre Ø	Ring 1 Ø	Ring 2 Ø	Ring 3 Ø	Squaring off kit
Large (3)	41	600	1500	2400	3300	3600 ²
Medium (2)	25	600	1500	2400	-	2700 ²
Small (1)	9	600	1500	-	-	1800 ²
No. of pieces	-	1	8	16	16	-

Buff, Raj Blend, Fossil, Modak, Light Grey & Oxford*

* Oxford is only available in 2400mm circle and 2700mm squaring off kit.



The correct way to lay circles is to work from the inside outwards. As with any of our natural stone range, we recommend that the product is laid and tamped down on a firm mortar bed.

ALWAYS dry lay prior to final installation to ensure correct spacing is achieved.

SPHERES

see page 118



	Complete feature	
Size (mm)	300	400
No. of pieces	9	4

SANDSTONE FEATURE CIRCLES

see page 67



CATHERINE WHEEL

	Full Circle Ø	With Squaring off kit
Size (mm)	2400	2700 ²
No. of pieces	31	-
Thickness	30-45	30-45

SUN CIRCLE

	Full Circle Ø	With Squaring off kit
Size (mm)	2400	2700 ²
No. of pieces	17	-
Thickness	30-45	30-45

SLATE CIRCLES

see page 64



Lutyens

MIDNIGHT

LUTYENS CIRCLE

	Complete feature
Size (mm)	1800 ²
No. of pieces	13
Thickness	18-30

BENCHES

see page 119

	Complete feature
Size (mm)	1524x457x381
No. of pieces	3



CAMPDEN




BURFORD

PAVESETT BLOCK PAVING

see page 94



SAND




AUTUMN BROWN



OCHRE GREY



BRINDLE



CHARCOAL



SUNSET ROUGE



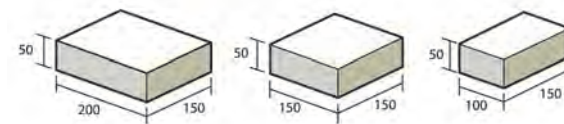
SILVER



WARNING. Never use Rock Salt or De-Icing Salts on concrete paving. Salt corrodes and destroys all concrete through a chemical reaction and in addition will exaggerate the natural freeze thaw cycles that erode the surface of concrete.

SINGLE SIZE CRATE

	200x150	150x150	100x150
No./m ²	33.33	44.44	66.66
No./crate	384	512	768
m ² /crate	11.52		
Thickness	50		



SLIMSETT BLOCK PAVING

see page 102



BRINDLE



CAMARGUE




ANTHRACITE

SINGLE SIZE CRATE

	200x50	200x60
No./m ²	100	83.33
No./crate	1008	1008
m ² /crate	10.08	12.09


LAYING OPTIONS



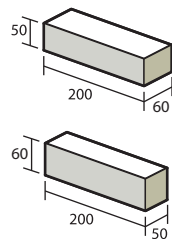
BASKET WEAVE



HERRING BONE



STRETCHER BOND



COBBLESETT BLOCK PAVING


see page 100



OCEANIA



HARLEQUIN



SUNSET ROUGE

SINGLE SIZE CRATE

	150x150x60
No./m ²	44.44
No./crate	476
m ² /crate	10.71
Thickness	60

RUMBLER KERBSTONE & CORNERS

see page 95



BRINDLE

CHARCOAL

SINGLE SIZE CRATE

	100x140x140
Linea m/crate	28.8
No./Linea m	288
No./Linea m	10




BULLNOSE VIEW



CHAMFERED VIEW

EDGING

see page 104



COBBLESTONE EDGING

SINGLE SIZE CRATE

	STRAIGHT	END
	445x270	270x270
No./pack	40	6
Thickness	44 +/-	

MILL EDGING

SINGLE SIZE CRATE

	570x150
No./pack	40
Thickness	50

ROPETOP EDGING

SINGLE SIZE CRATE

	EDGING	POST
	570x150	240x60
No./pack	40	24
Thickness	50	60

RUSTIC EDGING

SINGLE SIZE CRATE

	600x150	600x280
No./pack	150	80
Thickness	40 +/-	

BULLNOSE EDGING

SINGLE SIZE CRATE

	600x150
No./pack	100
Thickness	30

FIXING PRODUCTS

see page 122



SBR BOND
5L container



TILE GROUT
Joint width 1-15mm
10kg bag
Standard colours:
White, Jasmine, Ivory,
Beige, Grey & Black




PRIMING SLURRY
Apply with brush
BS 7533 Compliant
25kg multi-wall paper sacks
Coverage: 25kg will cover
up to 19m²




POINTFIX
12kg tub
Coverage: 12kg tub will cover
up to 7.5m²
Standard colours: Mushroom,
Buff, Brown, Grey & Black

COPING & PIER CAPS

see page 117




OFF WHITE



COTSWOLD

	PIER CAPS		COPING	
	280x280	380x380	600x140	600x280
Wt/item	7kg	14kg	7kg	16kg
Pack wt	340kg	340kg	400kg	440kg
No./pack	30	15	50	25



STONE COPING

SINGLE SIZE CRATE

	600x150	600x280
No./pack	150	80
Thickness	40 +/-	



DRYFELL WALLING

see p109



FOSSIL




RAJ BLEND

	200x150	150x150	150x100
No./pack	150	150	150
Thickness	40-70		

One pack covers 3.83 face metres

COTTAGE WALLING

see p108



OLD COTSWOLD



OLD YORK

	290x100x50/70	215x100x50/70
No./m²	48	63
No./pack	238	317
Face m²/pack	5	5

MOODUL WALLING

see p110



BLACK




GREY

	WALLING BLOCK 600x300x90	COVER STONE 600x300x75
No./crate	32	48
No./Linea m	1.67	1.67
No./m² (face)	18.5	-

WALLING BLOCK



COVER STONE



BURFORD WALLING

see page 112



BUFF BLACK



BUFF BROWN



GOLDEN BUFF



GREY



NATURAL LIGHT
WEATHERED



OOLITE CREAM



YATE GREY



IRONSTONE


	65x229x102	65x305x102	140x305x102
No./m²	56	43	22
No./pack	415	309	153
Face m²/pack	7.44	7.30	7.23

SLATE STACK CLADDING

see page 116



RUSTY



BLUE-BLACK

	240x75	390x75
Face m²/pack	55.56	34.16
Thickness	17-25	



Slate Stack Cladding must be ordered specifically per m². If in doubt please contact us to calculate your requirement.

PORCELAIN CLADDING

see page 114



SOILE



MUDE

	595x295
No./m² (face)	5.7
Thickness	10

GET IT RIGHT

with  PAVESTONE

It's attention to detail that counts. Follow these do's and don'ts and you'll end up with a result you can show off to family and friends with genuine pride in a job well done.

Above all, take your time and don't skip a single step. You've invested time and money in choosing quality paving that's the right colour and style for your patio or driveway. Now you need to take the same care, if not more, to make sure you lay each and every slab neatly, cleanly and competently.

Before you place your order



Check you're happy with your choice.

Still not sure?



Request a sample from your stockist or call 01386 848650.



**View a display at your stockist.
See website for your nearest stockist.**

+5%

Buy extra paving to allow for cuts and breakages. **DOUBLE CHECK your calculations.**



When buying Porcelain, **ALWAYS buy from one batch.**

Before you get started



Inspect paving on delivery*

Always check the paving on delivery and before you start laying. If you are going to be away from home while the paving is laid by a contractor, make sure you are happy with every paver.



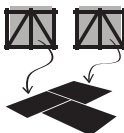
If absent during installation **ALWAYS** inspect paving before going away.*



Dry lay before laying permanently

Essential to make sure the paving fits the area to be laid. Especially where dimensional accuracy is required, such as circle kits.

Now you're ready to start



Lay from different packs to blend colours.

Draw randomly from different packs/crates to assist colour blending.



We recommend priming the back of Natural Stone and Porcelain paving with a slurry primer.

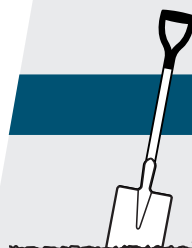
This improves the bonding strengths and will extend the lifespan of your project.



Space out paving to correct width.

Paving should be spaced to even out joint widths.

NEVER butt joint.




5 simple steps to professional paving

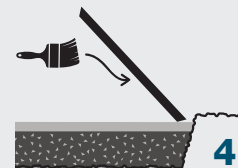
1 Dig out ground 150mm.



2 Compress sub-base 100mm.




3 Lay FULL bed of mortar 30-50mm, **DO NOT USE SPOT METHOD.** Use SBR additive to the mortar.



4 Apply slurry primer to back of paver.




5 Lay paving the correct way up and space correctly. **NEVER BUTT JOINT.**



ALWAYS lay on a full bed of mortar.

This will ensure full contact is made to the paver providing a much stronger patio.




NEVER use the spot bed method.

This will create 'voids' which attract insects and vermin. The paving will be also be susceptible to fracture when loaded and can cause staining issues. Paving laid this way will be void of guarantee.



Tap pavers to make full contact with the mortar.

Using a rubber mallet, tap the pavers making sure they are the correct level.



Chamfered Edges. Lay paving the correct way up.

Natural stone is hand cut. The top edge will be clean and straight with the bottom much rougher. Concrete comes out of a mould, with the detailed face on the smaller side.

Cleaning up & sealing



NEVER use acid to clean paving.

This will damage the paving. Always use a recommended proprietary cleaner.



Pavestone recommend Lithofin sealants & cleaners.

Visit www.pavestone.co.uk/installation for more information

* When paving has been installed, it is deemed that the product has been checked and accepted. Pavestone do not accept any liability if the product has not been inspected prior to installation.

TRADING ETHICALLY

Pavestone has a fundamental belief that the poor and vulnerable within the communities that produce our stone products should derive benefits from our local trading beyond the simplicity of the stone workers pay. We work closely in partnership with our suppliers to improve the quality of life, not only for those immediately employed by our supply partners but also all those living in and around their community.

Pavestone has always been acutely conscious of the concerns raised through consumers' increasing awareness of the ethical issues associated with the production of natural stone products from India.

For many years we have been importing only from audited stone producers who can successfully demonstrate that their processes meet the moral and ethical codes as established by the ETI (Ethical Trading Initiative) Base Code. In doing so we have contributed to the economic success of the communities in which our stone processors work and have helped to provide a safer and more secure working environment for our supplier partners' employees.

Pavestone is committed to ensuring that the working conditions of employees in our partner supply companies meet or exceed international standards and for many years we have adopted the ETI Base Code as a criteria for our supply chain.



The ETI Base Code

1. Employment should be freely chosen with no forced, bonded or involuntary labour.
2. Workers have the right to join or form trade unions of their own choosing and to bargain collectively.
3. A safe and healthy working environment shall be provided.
4. Child labour shall not be used.
5. Wages should always be enough to meet basic needs and to provide some discretionary income.
6. Working hours are not excessive and comply with national laws and benchmark industry standards.
7. Workers should be treated equally regardless of race, caste, national origin, religion, age, disability, gender, marital status, sexual orientation, union membership or political affiliation.
8. Regular employment for individuals should be provided where work is ongoing.
9. No harsh or inhumane treatment of workers. Physical abuse (or threat of), sexual or other harassment including verbal abuse or intimidation shall be prohibited.

For further information on the Ethical Trading Initiative and the Base Code please visit:

www.ethicaltrade.org



SUSTAINABILITY

Pavestone strives to minimise and continually reduce the adverse impacts of all our operations both in the immediate, local environment and throughout our supply chain globally. We also seek to contribute to the economic success of the communities in which we work and to provide a safe, secure working environment for both our employees and our supplier partners' employees.

Corporate Social Responsibility

Our Corporate Social Responsibility initiatives seek to make our businesses more accountable for our actions and decisions.

We are committed to full legal compliance in all that we do and to make our business accountable to those that we directly or indirectly impact upon through the adoption of good practices.

Practices include:

- Creating a safe environment and a rewarding career for all our employees.
- Hold regular local residents 'open meetings' to discuss our impact on their local life.
- Monitoring and managing the environmental impact of all our operations.
- Monitoring and understanding the environmental impact of our suppliers operations.

Environmental Policy

Pavestone recognises that it has an obligation to help protect the environment and the neighbourhoods in which we operate. Our awareness is a fundamental part of the Pavestone business strategy. We will seek as far as is reasonably practicable to minimise the company's effects on the environment.

Main initiatives include:

- Ensuring environmental issues are considered carefully at all levels when planning and conducting business activities and that our employees understand and act in accordance with our environmental aims.
- Working co operatively with regulatory bodies including the environment agency and Local Authorities in addition to our industry trade association the Builders' Merchants Federation (BMF) so as to facilitate full awareness and contribution to environmental legislation changes.
- Managing our activities in line with best business practice to control the impact on the local community from noise, dust, light emissions and traffic movements.
- Annual reduction in energy consumption water usage waste production and improved segregation for reuse/recycling.
- Production of environmentally friendly ranges of products.

GENERAL INFORMATION

Dimensions

All dimensions quoted for natural stone are nominal and as most are hand cut, they will be subject to tolerances. The area coverage quoted in the brochure includes the appropriate joint widths to enable the correct amount of product to be purchased to cover a given area. Where space is critical and particularly when a circle or feature kit is being incorporated into a design, it is essential that the product is dry laid in order to understand the gaps required to make the feature work. Retrospective correction of gaps once a job is underway is not always possible. Basic laying patterns with joint widths are available upon request from Pavestone. We reserve the right to change dimensions and pack sizes without notice.

Colours

Our reconstituted stone and concrete products contain natural aggregates and pigments that can vary slightly in colour from time to time. We therefore cannot guarantee that manufactured products from different production batches will always have identical colouration. Therefore we advise, when using several packs of paving or walling on a project, that the product is drawn randomly from all of the packs being used to achieve an overall well blended appearance.

Variations in colour and shading will occur in natural stone paving. The swatches reproduced in this brochure are as accurate as reprographic processes allow and are indications of the overall hue produced by the variety of colour variations in the given product. It is essential that you view the actual product at your stockist prior to purchasing. It is also advisable to inspect the product as soon as it is delivered to site, to ensure it is suitable prior to installation.

When laying multiple packs of natural stone paving, care should be taken to ensure that product is drawn equally from all of the available packs as the project progresses rather than one pack at a time. This eliminates patches of colours and gives a seamless, more natural blend of colours to the finished project.

Maintenance

Pressure washing is not recommended as it will damage the jointing and the face of concrete paving. We only recommend Lithofin® cleaning products and we are happy to advise on the use of these if warm soapy water and a stiff broom fails to satisfy. Specific spillages of strong coloured liquids should be wiped off the paving immediately with a damp cloth to prevent any permanent damage.

Warranties

In the unlikely event of our products reaching you in a less than satisfactory condition, please notify your supplier immediately who

will be happy to organise replacements. Please note that if a product is knowingly laid with a defect apparent prior to laying then we reserve the right not to replace the product and will not accept any responsibility for costs incurred to rectify.

Defects affecting the product functionality that appear, within one year of purchase, will be corrected by way of replacement product and may or may not include some assistance to rectify depending on the circumstances.

No consequential losses will be accepted.

M-Coat® paving is guaranteed for 10 years, from the date of purchase, not to be damaged by frost or to suffer from efflorescence staining. Given normal domestic garden conditions M-Coat® paving will resist staining from most naturally occurring phenomena. Specific spillages should be wiped off the paving immediately with a damp cloth to prevent permanent damage. The guarantee on M-Coat® paving is limited to the replacement cost of the defective product only and does not extend to financial reimbursement to cover the installation works or any problems associated with installation.

M-Coat® paving must not be pressure washed to clean it, nor subjected to de-icing salts or chemical treatments or patio sealants of any kind as these will invalidate the warranty.

All products have CE certification and comply with the necessary product characteristics and requirements within the United Kingdom and European Union.

Sealing

Pavestone only recommends Lithofin® sealers, used in accordance with the manufacturers instructions.

Porcelain Paving

Porcelain Paving needs to be laid on a sub base and full mortar bed like natural stone paving. However, and very importantly, a slurry primer must be applied to the reverse of each tile prior to laying to facilitate full adhesion. Without this coating, adhesion of the tile may fail. For full instructions please visit our website:

<http://www.pavestone.co.uk/technical-detail/laying-instructions/>

Note

Product ranges, colours and sizes available are correct at the time of going to print. Pavestone reserves the right to alter its offering at any time, without prior notification.

For more information, inspiration and product updates visit our website, follow us on twitter or find us on facebook.

ACKNOWLEDGMENTS

Brochure design by
Thinck Creative 01527 888988

Printed by Intaglio 01491 681650

Michael Prior Photography 01869 810442

With special thanks to:

Village Landscapes 07745 729313
Avery Landscapes 01886 884266
Wildroof Landscapes 01768 868007
Isola Garden Design Limited 01926 883440
Leon Piercy Landscapes 07779 287075
RLA Landscapes 07572 614496
Transform Landscapes 07780 687711
My Drives & Landscapes 07545 234604
Chaplehow Landscapes 07596 103976

For more information about these landscapers visit
www.pavestone.co.uk/highlighted-landscapers

www.pavestone.co.uk



Pavestoneuk



@pavestone



Pavestone UK Limited




Brochure printed in the UK using
material from sustainable forests.

MYERS

Building Supplies

Come & see our dedicated landscaping displays at Leeds & Brighouse



myersbuildingsupplies.co.uk

Central Sales Office
Barr Street
Leeds Road
Huddersfield HD1 6PB
01484 558444
info@myersgroup.co.uk
Mon - Thurs: 8.00am - 7.00pm
Fri: 8.00am - 5.00pm

Batley
Atlas Works
Warwick Road
Batley WF17 6BB
01924 467271
batley@myersgroup.co.uk
Mon - Fri: 7.00am - 5.00pm
Sat: 7.00am - 12noon

Bentham
Low Bentham Road
Bentham
Lancaster LA2 7BP
01524 261389
bentham@myersgroup.co.uk
Mon - Fri: 7.00am - 5.00pm
Sat: 7.00am - 12noon

Brighouse
Wakefield Road
Brighouse HD6 1QG
01484 712531
brighouse@myersgroup.co.uk
Mon - Fri: 7.00am - 5.00pm
Sat: 7.00am - 12noon

Denby Dale
Station Yard
Wood Lane
Denby Dale
Huddersfield HD8 8QE
01484 863973
denbydale@myersgroup.co.uk
Mon - Fri: 7.00am - 5.00pm
Sat: 7.00am - 12noon

Huddersfield
Red Doles Lane
Leeds Road
Huddersfield HD2 1YD
01484 435330
huddersfield@myersgroup.co.uk
Mon - Fri: 7.00am - 5.00pm
Sat: 7.00am - 12noon

Knaresborough
Hambleton Grove Industrial Estate
Knaresborough HG5 0DB
01423 593250
knaresborough@myersgroup.co.uk
Mon - Fri: 7.00am - 5.00pm
Sat: 7.00am - 12noon

Leeds
214 Selby Road
Halton
Leeds LS15 0WQ
0113 260 7020
leeds@myersgroup.co.uk
Mon - Fri: 7.00am - 5.00pm
Sat: 7.00am - 12noon

Leyburn
Harmby Road
Leyburn
North Yorkshire DL8 5ET
01969 622850
leyburn@myersgroup.co.uk
Mon - Fri: 7.00am - 5.00pm
Sat: 7.00am - 12noon

Penistone
Sheffield Road
Spring Vale
Penistone
Sheffield S36 6HJ
01226 760922
penistone@myersgroup.co.uk
Mon - Fri: 7.00am - 5.00pm
Sat: 7.00am - 12noon

Silsden
Old Corn Mill
Keighley Road
Silsden BD20 0DY
01535 652375
silsden@myersgroup.co.uk
Mon - Fri: 7.00am - 5.00pm
Sat: 7.00am - 12noon

Skipton
Snaygill Industrial Estate
Keighley Road
Skipton BD23 2QR
01756 795321
skipton@myersgroup.co.uk
Mon - Fri: 7.00am - 5.00pm
Sat: 7.00am - 12noon

Sowerby Bridge
Allen House
Station Road
Sowerby Bridge
Halifax HX6 3AD
01422 831321
sowerbybridge@myersgroup.co.uk
Mon - Fri: 7.00am - 5.00pm
Sat: 7.00am - 12noon

Thornton
Thornton Road
Thornton
Bradford BD13 3NW
01274 832101
thornton@myersgroup.co.uk
Mon - Fri: 7.00am - 5.00pm
Sat: 7.00am - 12noon

Myers Timber Huddersfield
Canal Street
Leeds Road
Huddersfield HD1 6NY
01484 514448
timber@myersgroup.co.uk
Mon - Fri: 7.00am - 5.00pm
Sat: 7.00am - 12noon