

LDR
iucellaribaiba




PROLIGHT

Concepts Group

UK Distributor
Call: 01254 704111
www.prolight.co.uk






LED
Luminaires

TONDO

80W LED

- 3200K and 5600K white, 90/305V
- individual manual control of dimming at rear
- all models available in black, white and silver finish 

RANGE

FRESNEL




PC



CETRA

89/120W

- 89W 3200K and 5600K white, 100/260V, DMX512, RDM on demand
- 120W RGBW and TW, 100/260V, DMX512+RDM
- all models also available with pole-operated stirrup (PO)
- all models available in black, white and silver finish 



RANGE

FRESNEL



PC



10/28



20/40




Led Luminaires

05

For full specifications on each model please refer to our website on www.ldr.it or to our sales team at info@ldr.it

ARPA

128/180W

- 128W 3200K and 5600K white, 100/260V, DMX512, RDM on demand
- 180W RGBW and TW, 100/260V, DMX512+RDM
- all models also available with pole-operated stirrup (PO)
- all models available in black, white and silver finish 



RANGE

FRESNEL



PC



8/22



18/36



30/55



ALBA

230/380W



- 230W 3200K and 5600K white, 100/260V, DMX512+RDM
- 380W RGBW and TW, 100/260V, DMX512+RDM
- all models also available with pole-operated stirrup (PO)
- all models available in black, white and silver finish

RANGE

FRESNEL



PC



8/22



18/36



30/55



Led Luminaires


07

For full specifications on each model please refer to our website on www.ldr.it or to our sales team at info@ldr.it

SAMBA

120W

- 120W 3200K and 5600K, white + RGBW 100/260V, DMX512+RDM
- 4 - leaf barndoor accessory available for the 3200K and 5600K models
- all models available in black, white and silver finish 





LED
Followspots

ASTRO

250 + 250 HP

230W

- 230W 3200K and 5600K white, 100/260V, DMX512+RDM
- standard or HP (High Power) option, for extra light output up to 40%
- manual dimming also available through clamp-on digital dimmer, positionable along the side bars to suit any operator's needs
- spigot with fluid head for smooth pan and tilt control available as extra accessory
- all models available in the kit version, including: followspot, 5-colour colour changer, black followspot tripod, clamp-on digital dimmer and stackable flight-case on braking wheels
- all models available in black and white finish



RANGE

3200K



3200K HP



5600K



5600K HP



ASTRO Wi-Fi 250 + 250 HP

380W

- 380W RGBW, 100/260V, DMX512+RDM
- standard or HP (High Power) option, for extra light output up to 40%
- colour control by Android or ios mobile device connected to proprietary wi-fi access point (1 device only, 12m range) or remote DMX512-RDM
- fitted with USB port to recharge your mobile device while operating the followspot
- clamp-on universal mobile phone holder 3.5/6.5in, 360° rotatable, supplied
- Android mobile phone, with pre-loaded app and proprietary colour library, on demand
- manual dimming also available through clamp-on digital dimmer, positionable along the side bars to suit any operator's needs, supplied
- spigot with fluid head for smooth pan and tilt control available as extra accessory
- available in black and white finish and in kit configuration, including: followspot, fitted 5-colour colour changer, black followspot tripod, clamp-on digital dimmer and stackable flight-case on braking wheels



RANGE

250 WI-FI



250 WI-FI HP



ASTRO 600

600W

- 600W 6000K white, 100/260V, DMX512+RDM
- throw up to 50m, beam angle 8/16°
- sturdy, sliding stirrup for a perfect control of balance, pan and tilt
- closed gate area, accepting both iris and gobo holder simultaneously, avoids any light leak around the followspot's body
- manual dimming also available through clamp-on digital dimmer, positionable along the side bars to suit any operator's needs, supplied
- spigot with fluid head for smooth pan and tilt control, supplied
- standard delivery also includes iris diaphragm and 6-colour colour changer unit
- available in black and white finish and in kit configuration, including: followspot, 6-colour colour changer, black followspot tripod, clamp-on digital dimmer and stackable flight-case on braking wheels





LAMP
Followspots

TANGO

Discharge followspots for long-throw applications

- 1200W and 1500W with automatic voltage selection 100/260V or 2000W 180/260V
- suitable for Fast Fit PGJX50 MSR Gold lamps, 6000K and 7500K, 750hrs
- external electronic ballast unit
- integral but removable 7-colour colour changer unit
- high-precision 24-leaf iris and integral dowser
- DMX-512 or locally controllable motorized control of dowser, accessory
- custom-designed HD tripod stand with fluid head for a perfectly smooth control of pan and tilt, accessory
- all models available in the kit version, including : followspot, lamp, 7-colour colour changer, HD followspot tripod, and stackable flight-case on braking wheels



RANGE

1200W



1500W



2000W



CANTO FF

Discharge followspots
with electronic ballast

- 700W, 1200W and 1500W set for either 120V or 230V
- 2000W suitable for 180/260V nets
- suitable for Fast Fit PGJX50 MSR Gold lamps, 6000K and 7500K, 750hrs
- external electronic ballast unit
- spigot with fluid head for smooth pan and tilt control available as extra accessory
- iris diaphragm, dowser and spigot included in standard delivery
- all models available in the kit version, including : followspot, lamp, fitted 5-colour colour changer, black followspot tripod, and stackable flight-case on braking wheels
- all models available in black and white finish



RANGE

700W



1200W



1500W



2000W



Lamp Followspots

15

For full specifications on each model please refer to our website on www.ldr.it or to our sales team at info@ldr.it

CANTO

Discharge followspots with electromagnetic ballast

- 575W, 700W and 1200W set for either 100V, 120V, 230V and 250V
- suitable for MSR and MSD lamps
- external electromagnetic ballast unit
- spigot with fluid head for smooth pan and tilt control available as extra accessory
- iris diaphragm, dowsers and spigot included in standard delivery
- all models available in the kit version, including : followspot, lamp, fitted 5-colour colour changer, black followspot tripod, and stackable flight-case on braking wheels
- all models available in black and white finish



RANGE

575W



700W



1200W



CANTO TH

TH followspots



- 1200W and 2000W set for either 120V and 230V
- suitable for GX9.5 or G22 1000/1200W lamps and GY16 2000W lamps
- spigot with fluid head for smooth pan and tilt control available as extra accessory
- iris diaphragm, dowser and spigot included in standard delivery
- all models available in the kit version, including: followspot, lamp, fitted 5-colour colour changer, black followspot tripod, and stackable flight-case on braking wheels
- all models available in black and white finish

RANGE

1200W



2000W



Lamp Followspots

17

For full specifications on each model please refer to our website on www.ldr.it or to our sales team at info@ldr.it




LAMP
Luminaires

SUONO PLUS

500/650W 120/240V TH luminaires



- professional range of theatrical luminaires for short-throw applications
- double-microswitch disconnecter for safe lamp replacement
- screw-focus mechanism with control at front on Fresnel (F), Pebble-Convex (PC) and Polished Pebble-Convex (PPC) models
- double-condensor optics profiles for a crisp, highly defined beam and gobo projection (M/D size)
- hinging lamp tray with GY9.5 base on all models
- all models also available with pole-operated stirrup (PO)
- all models available in black, white and silver finish 

RANGE

FRESNEL



PC+PPC



10/28




20/40



NOTA PLUS

1000/1200W 120/240V TH luminaires

- professional range of theatrical luminaires for medium-throw applications
- double-microswitch disconnecter for safe lamp replacement
- screw-focus mechanism with control at front and rear on Fresnel (F), Pebble-Convex (PC) and Polished Pebble-Convex (PPC) models
- hinging lamp tray with GX9.5 base on all models
- double-condensor optics profiles for a crisp, highly defined beam and gobo projection (A/B size, metal and dichro)
- 3-lens zoom optics on profiles for enhanced optical performance
- all models also available with pole-operated stirrup (PO)
- all models available in black, white and silver finish 



RANGE

FRESNEL



PC+PPC



8/22



18/36



30/55



RANGE

FRESNEL



PC+PPC



8/22



18/36



30/55



TONO PLUS


2000/2500W 120/240V TH luminaires

- professional range of theatrical luminaires for long-throw applications
- double-microswitch disconnecter for safe lamp replacement
- screw-focus mechanism with control at front and rear on Fresnel (F), Pebble-Convex (PC) and Polished Pebble-Convex (PPC) models
- hinging lamp tray with G22 base on spots, GY16 on profiles
- double-condensor optics profiles for a crisp, highly defined beam and gobo projection (A/B size, metal and dichro)
- 3-lens zoom optics on profiles for enhanced optical performance
- all models also available with pole-operated stirrup (PO)
- all models available in black, white and silver finish



TEMPO PLUS

500/650W 120/240V TH luminaires

- basic range of theatrical luminaires for short-throw applications
- choice of Fresnel (F), Pebble-Convex (PC) and Polished Pebble-Convex (PPC) 120mm dia. lenses
- GY 9,5 lamp-base
- sliding top lid for easy access to lamp
- sledge zoom-focus mechanism on teflon base with control at bottom for a smooth movement
- all models available in black, white and silver finish 



RANGE

FRESNEL



PC+PPC



RANGE

FRESNEL




PC+PPC



ARIA PLUS

1000/1200W 120/240V TH luminaires

- basic range of theatrical luminaires for medium-throw applications
- choice of Fresnel (F), Pebble-Convex (PC) and Polished Pebble-Convex (PPC) 150mm dia. lenses
- GY9,5 adjustable lamp-base
- sliding top lid for easy access to lamp
- sledge zoom-focus mechanism on teflon base with control at bottom for a smooth movement
- all models available in black, white and silver finish 

RIMA A/S+PRO

400/500W 230/240V TH floods

- vast range of symmetrical and asymmetrical floods for short-throw applications in flood- or cyclorama lighting
- pure-aluminium reflectors for a high optical performance and an even beam distribution
- modular system, allows single units to be connected to create battens or square configurations
- single units available with or without stirrup
- Pro version fitted with microswitch disconnecter for safe lamp replacement and front safety glass
- large choice of accessories, including 2-, 3- and 4-leaf barndoors, left and right 2-leaf barndoors for square configurations, safety glass and mesh
- all models also available in the extended version for longer gel life
- all models available in black, white and silver finish ■ ■ ■



RANGE

A500F + PRO



A500 + PRO



S500F + PRO




S5000 + PRO



INNO

1000/1250W 230/240V

- range of symmetrical and asymmetrical floods for medium-throw applications in flood- or cyclorama lighting
- pure-aluminium reflectors for a high optical performance and an even beam distribution
- modular system, allows single units to be connected to create battens or square configurations
- microswitch disconnecter for safe lamp replacement and front safety glass on hinging front door fitted as standard
- large choice of accessories, including 2-, 3- and 4-leaf barndoors, left and right 2-leaf barndoors for square configurations and mesh
- all models also available in the extended version for longer gel life and with pole-operated stirrup (PO)
- all models available in black, white and silver finish 



RANGE

A1000



S1000






ARCHITECTURAL
Luminaires

SOFFIO

150W Discharge luminaires



- range of stylish theatrical-style luminaires for architectural applications
- built-in electronic ballast
- suitable for 150W CDM lamps, 3000K and 4200K, rated life up to 10.000hrs
- can be rail-mounted
- choice of Fresnel (F), 120mm dia. lenses and double-condensor optics profiles for a crisp, highly defined beam and gobo projection (M/D size)
- freeware GoboWizard allows to design colour customized gobos to be printed on acetate film
- all models available in black, white and silver finish 

RANGE

FRESNEL



10/28




20/40



RIMA 150

150W Discharge floods

- range of stylish and high-specification discharge symmetrical and asymmetrical floods for architectural applications
- built-in electronic ballast
- suitable for 150W CDM lamps, 3000K and 4200K, rated life up to 10.000hrs
- can be rail-mounted
- fitted with front safety glass; barndoors available as accessory
- all models available in black, white and silver finish 



RANGE

A150



S150







LDR
lucecellaribalta

Via Berna 14, z.i. Bosco dell'Irta
46042 Castel Goffredo, MN - Italy
Tel: +39 0376 771777
e-mail: info@ldr.it - www.ldr.it