

BROKERS

OF THE VALLEY

MARKET SNAPSHOT





NAPA COUNTY

MAY 2021 COMPARED TO MAY 2020







COLDWELL BANKER





NAPA COUNTY

May 2020	May 2021	DIFFERENCE
72	SOLD LISTINGS 147	 + 104%
\$1,166,682	AVERAGE SOLD PRICE \$1,093,463	 - 6%
74	AVERAGE DAYS ON MARKET 44	 - 41%
\$518	AVERAGE SELLING PRICE PER SQ. FT. \$548	 + 6%





NAPA COUNTY \$1 MILLION PLUS

May 2020	May 2021	DIFFERENCE
19	SOLD LISTINGS 45	 + 137%
\$2,801,030	AVERAGE SOLD PRICE \$2,056,211	 - 27%
96	AVERAGE DAYS ON MARKET 60	 - 21%
\$867	AVERAGE SELLING PRICE PER SQ. FT. \$763	 - 12%

CITY OF NAPA

May 2020	May 2021	DIFFERENCE
57	SOLD LISTINGS 107	 + 88%
\$849,970	AVERAGE SOLD PRICE \$951,021	 + 12%
73	AVERAGE DAYS ON MARKET 38	 - 48%
\$474	AVERAGE SELLING PRICE PER SQ. FT. \$529	 + 12%

YOUNTVILLE

May 2020	May 2021	DIFFERENCE
2	SOLD LISTINGS 3	 + 50%
\$2,084,500	MEDIAN SOLD PRICE \$1,758,667	 - 16%
22	AVERAGE DAYS ON MARKET 27	 - 58%
\$659	AVERAGE SELLING PRICE PER SQ. FT. \$928	 + 41%





ST. HELENA

May 2020	May 2021	DIFFERENCE
2	SOLD LISTINGS 9	↑ + 350%
\$6,462,500	AVERAGE SOLD PRICE \$3,125,333	↓ - 52%
61	DAYS ON MARKET SOLD LISTINGS 82	↑ + 34%
\$1,816	AVERAGE SELLING PRICE PER SQ. FT. \$941	↓ - 48%





AMERICAN CANYON

May 2020	May 2021	DIFFERENCE
4	SOLD LISTINGS 10	↑ + 150%
\$580,725	AVERAGE SOLD PRICE \$756,489	↑ + 30%
51	AVERAGE DAYS ON MARKET 27	↓ - 47%
\$313	AVERAGE SELLING PRICE PER SQ. FT. \$350	↑ + 12%

CALISTOGA

May 2020	May 2021	DIFFERENCE
2	SOLD LISTINGS 8	 + 300%
\$1,475,000	AVERAGE SOLD PRICE \$813,925	 - 45%
34	AVERAGE DAYS ON MARKET 101	 + 197%
\$885	AVERAGE SELLING PRICE PER SQ. FT. \$624	 - 29%

ANGWIN

May 2020	May 2021	DIFFERENCE
2	SOLD LISTINGS 6	 + 200%
\$577,500	AVERAGE SOLD PRICE \$762,917	 + 32%
45	AVERAGE DAYS ON MARKET 72	 + 60%
\$261	AVERAGE SELLING PRICE PER SQ. FT. \$393	 + 51%

OUR LOCATIONS



NAPA

1775 Lincoln Avenue
707.258.5200

NAPA COMMERCIAL

1040 Main Street
707.224.8454

ST. HELENA

1200 Main Street
707.963.1152

SONOMA

34 West Spain Street
707.996.3232



COLDWELL BANKER
BROKERS OF THE VALLEY

